


Community
Action
OF SOUTHEAST IOWA



Fiscal Year 2024

Mission:

Community Action of Southeast Iowa is dedicated to alleviating the conditions and causes of poverty by building partnerships and strengthening people through quality services.

Our **VISION** is for people in southeast Iowa to have the opportunity to reach their maximum potential.



Community
Action
OF SOUTHEAST IOWA

20+ Agency Programs

- Education
 - Head Start
 - Early Head Start
 - FaDSS
 - Preschool Scholarships
 - General Information & Referrals
 - Presentations
- Housing
 - LIHEAP
 - Weatherization
 - Rent/Homeless Assistance
 - Furnace Repair & Replace
 - Senior Home Repair
 - Disaster Assistance
 - Rent Reimbursement Form Assistance
- Nutrition
 - WIC
 - Food Pantries
- Other
 - Hygiene Assistance
 - Transportation Assistance
 - Small Grants



**Is your life affected by economic hardship?
We're here to help.**

Programs may vary by center, have income guidelines, and may have limited funding available.

- | | |
|---|--|
| * Budget Counseling | * Homeless Assistance |
| * Children's Bed Program | * Housing Assistance |
| * Clothing Assistance | * Hygiene Assistance |
| * Disaster Assistance | * Low Income Home Energy Assistance Program (LIHEAP) |
| * Early Head Start | * Preschool Scholarships |
| * Emergency Rent and Utilities | * Rent Reimbursement Form Assistance |
| * Employment Counseling | * Senior Home Repair |
| * Energy Crisis Assistance (Project Share) | * Transportation Assistance |
| * Family Development and Self Sufficiency Program (FaDSS) | * Utility Assistance |
| * Food Pantry | * Weatherization |
| * Furnace Repair and Replacement | * (WIC) Special Supplemental Nutrition Program for Women, Infants and Children |
| * General Information and Referral | |
| * Head Start | |

More details on our website or contact your local center.

Community Action Centers

Burlington, Mt Pleasant, Ft Madison, Keokuk

Open weekdays 8:00 a.m. to 4:30 p.m.

Columbus Junction open Tues & Wed, Mt Pleasant closed Wed

CAOFSEIA.ORG



Central Office 2850 Mount Pleasant, Suite 108 Burlington IA 52601 (319) 753-0193

Community Action of Southeast Iowa Programs are open to all eligible persons regardless of race, color, creed, national origin, religion, pregnancy, sex, gender identity, sexual orientation, age, physical or mental disability, genetic information, veteran's status, uniformed service, or any other characteristic protected by federal, state or local law. Sept 3 2024



Central Office Burlington



Burlington WIC



Neighborhood Center Burlington



Corse Head Start



Eichacker Fort Madison



Richardson Fort Madison



Louisa County Columbus Junction



Tolson Mt Pleasant



Marie Tallarico Keokuk



Muscatine WIC

- 4 County area
 - Des Moines, Henry, Lee, Louisa
- 2 additional
 - WIC, Preschool Scholarships
 - Washington & Muscatine





Fiscal Year 2024 Client Demographics

Statistical data relating to the population and
particular groups within it

Community
Action
OF SOUTHEAST IOWA

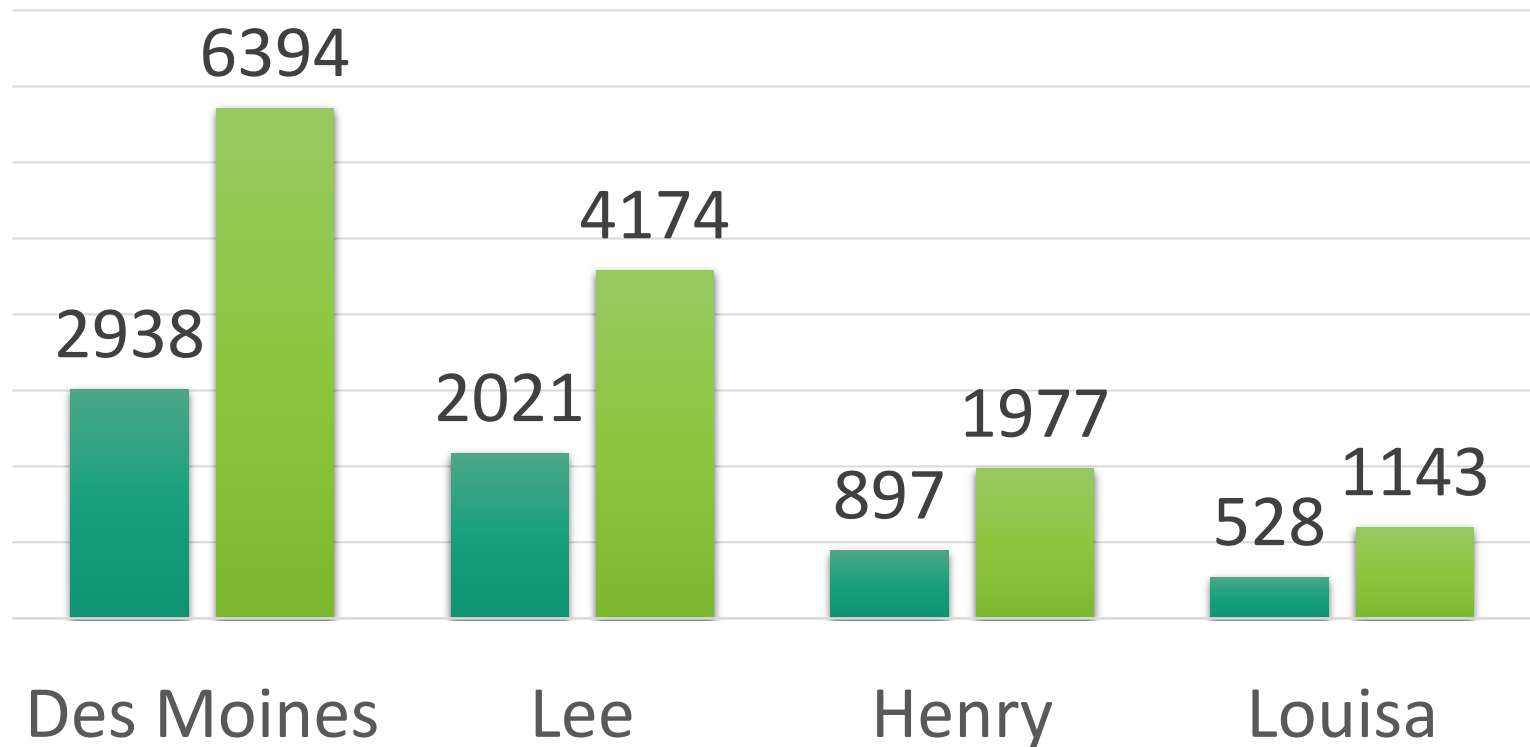
Southeast Iowa Fiscal Year 2024

- We served
 - **14,026** individuals in
 - **6,591** households
 - (-631 Individuals and -179 HHS from '23)
- Total area population: 103,525
- We served **14%** of the population of southeast Iowa.
- We serve anyone of low-income.



Clients by County Served FY24

■ Households ■ Individuals



Racial Demographics of Clients Served FY 24

II. Race	Number of Individuals
a. American Indian or Alaska Native	57
b. Asian	85
c. Black or African American	1810
d. Native Hawaiian and Other Pacific Islander	24
e. White	10862
f. Other	122
g. Multi-race (two or more of the above)	1066
h. Unknown/not reported	0
TOTAL (auto calculated)	14026

11% of the total population of southeast Iowa are non white

-US Census Bureau, American Community Survey. 2018-22.

23% of our clients (3,164) were non white in FY 2024



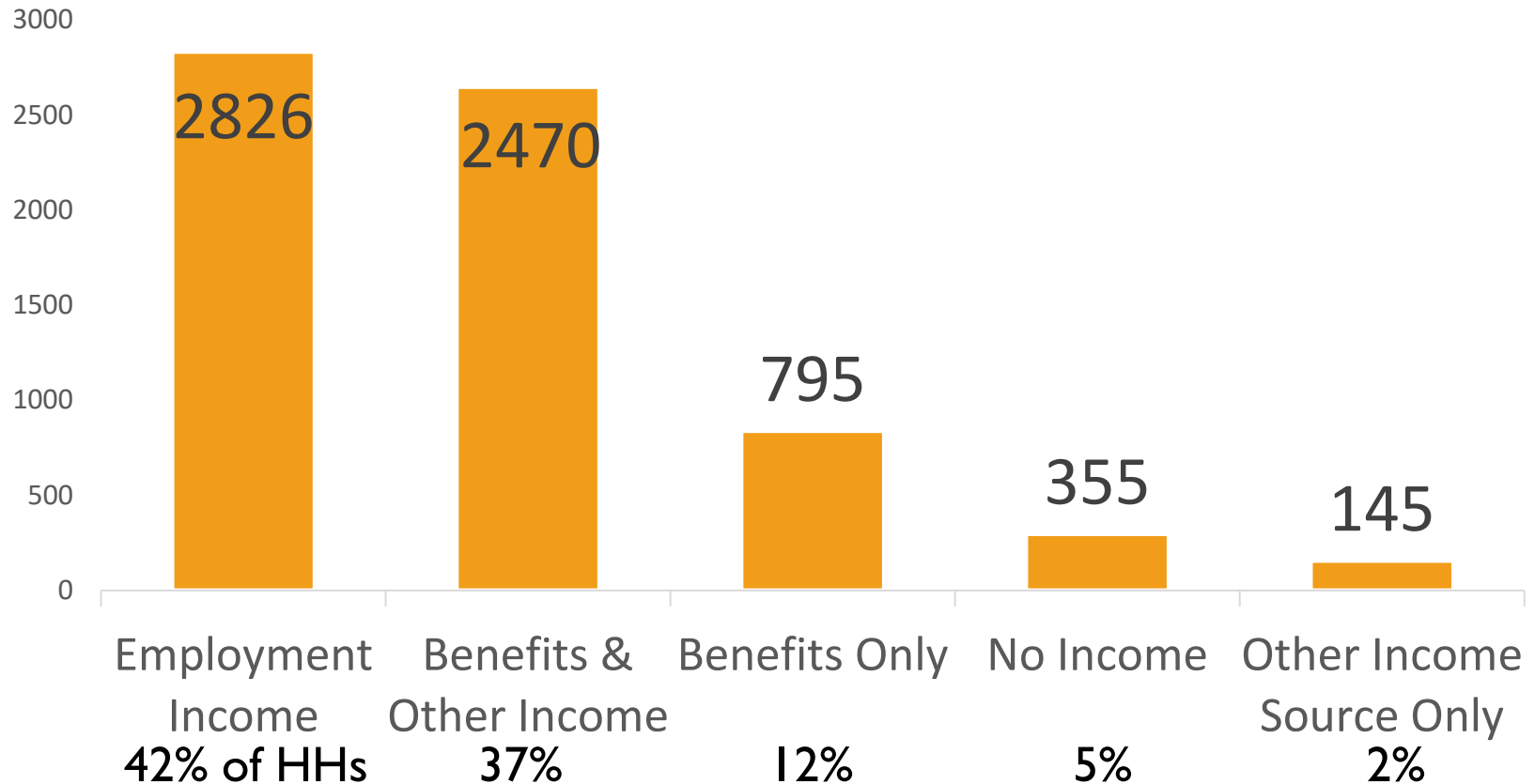
Hispanic Ethnicity FY 24

County	Hispanic Population	Hispanic Clients
Louisa	16.31%	27%
Henry	5.35%	7%
Des Moines	3.77%	6%
Lee	3.74%	5%
	Iowa: 6.54%	All Clients: 7.5% (1,050)

- US Census Bureau, American Community Survey. 2018-22.
- NIFCAP, FY 2024



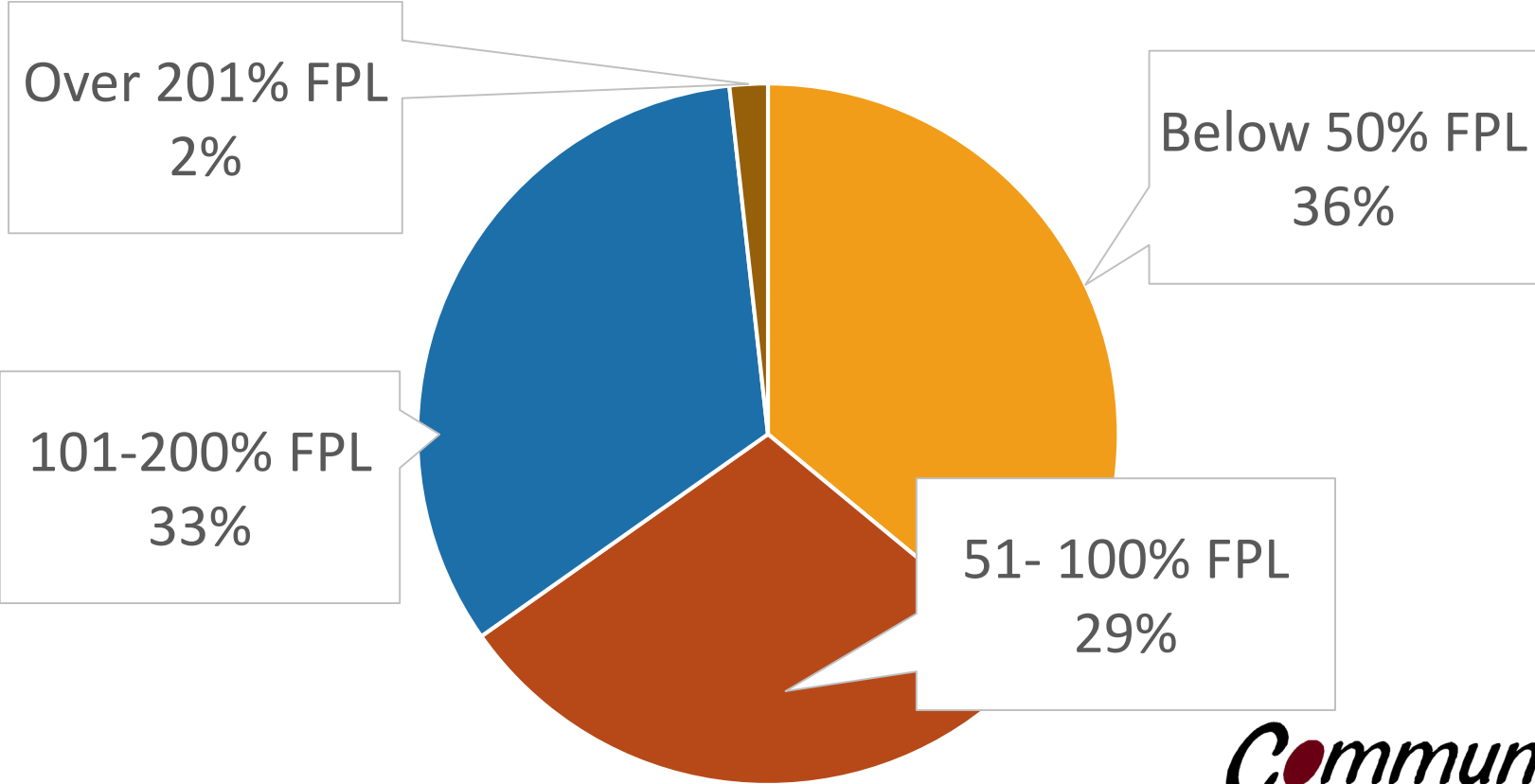
Source of Household Income



Other income includes: TANF (1%), SSI, SSDI (9%), VA Disability, Private Disability, Retirement (10%), Pension, Child Support, Unemployment, & Worker's Compensation
-FY 2024 NIFCAP

Level of Household Income

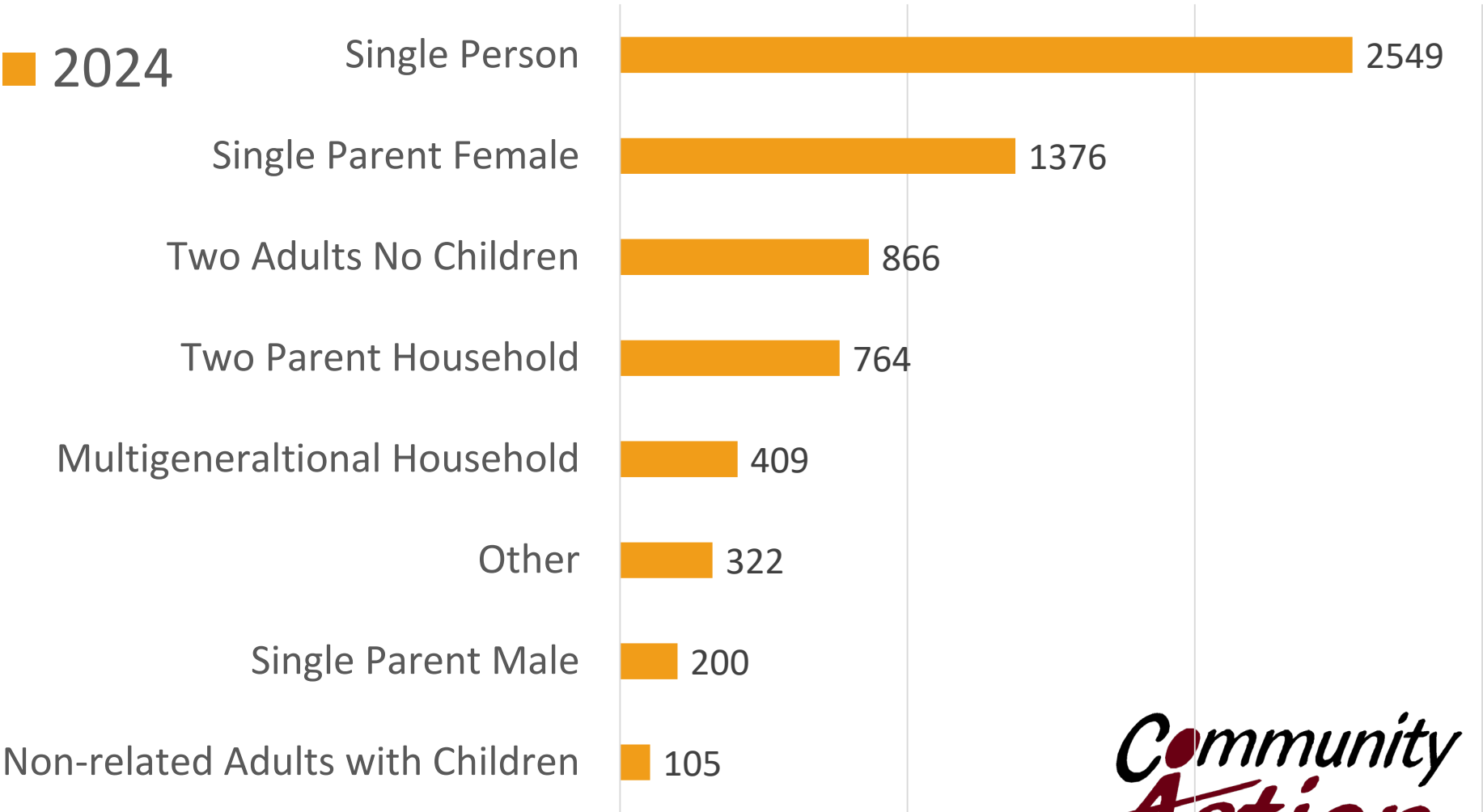
Percentage of Federal Poverty Level (FPL)



-FY 2023 NIFCAP



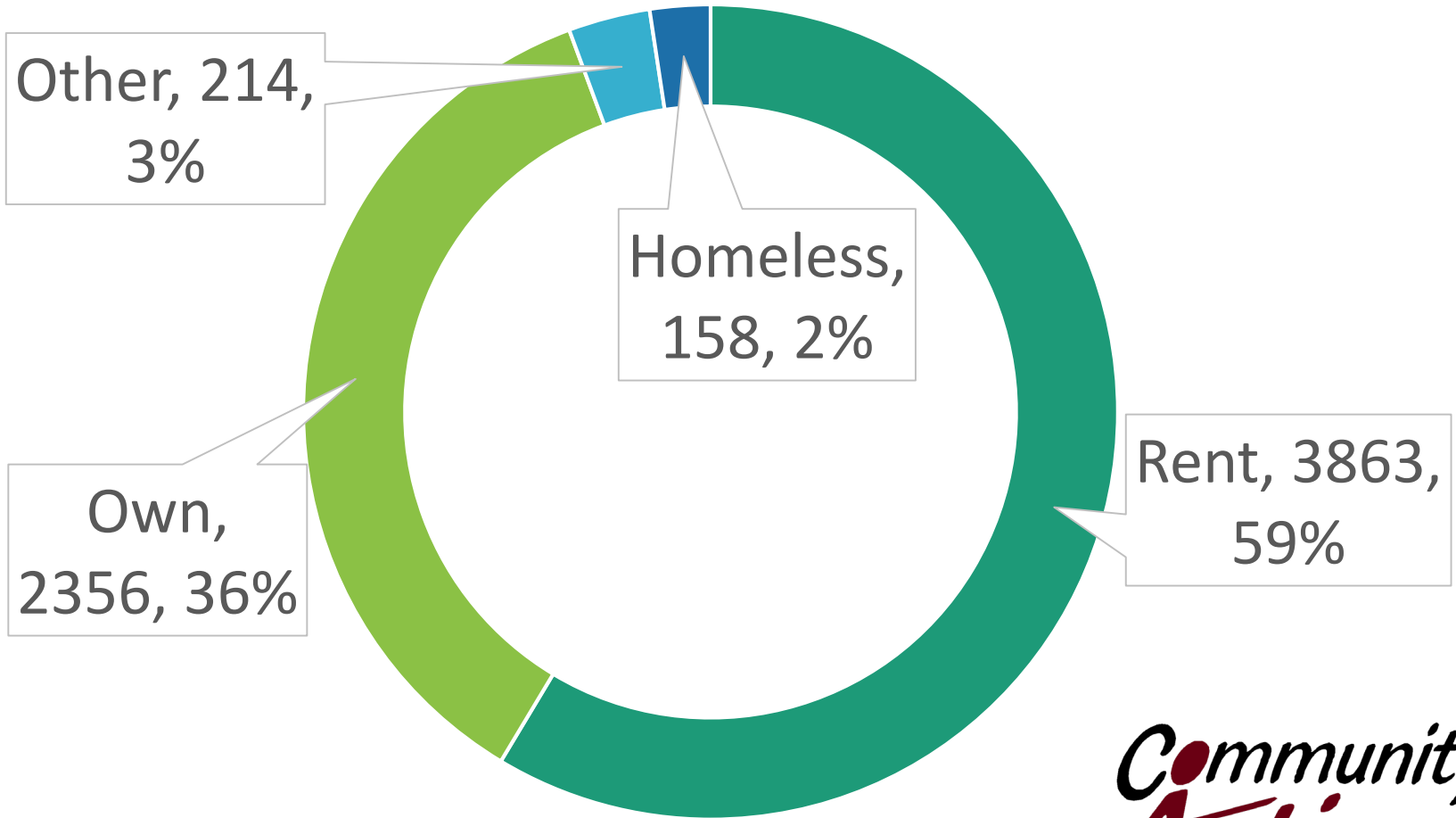
Household Type



-FY 2024 NIFCAP



Client's Housing Type



-FY 2024 NIFCAP

For further information or more reports

<https://caofseia.org/about-us/reports/>

Community.Action@caofseia.org

Central Office 319-753-0193

