

Community Action

OF SOUTHEAST IOWA




2021

**ANNUAL
REPORT**

Community Action of Southeast Iowa is dedicated to alleviating the causes and conditions of poverty by building partnerships and strengthening people through quality services.

We are a local organization registered as a 501(c)3 nonprofit. We have been helping people and changing lives in southeast Iowa since 1966. Programs focus in Des Moines, Henry, Lee, and Louisa Counties. We also provide some services in Muscatine and Washington Counties.

MAIN FOCUS AREAS



THE COMMUNITY ACTION PROMISE

Community Action changes people's lives, embodies the spirit of hope, improves communities, and makes America a better place to live. We care about the entire community, and we are dedicated to helping people help themselves and each other.

LEADERSHIP

The agency is led by Executive Director Sheri Wilson. Twelve board members provide oversight to our agency and serve as advocates for the economically disadvantaged. Six program directors oversee our 20+ programs and services. We have 130 local employees who share and accomplish our mission every day. Staff were provided **3,512** hours of training during the year.



QUOTES FROM OUR 2021 CLIENT SATISFACTION SURVEY

- [Community Action] has made a difference in making life easier.
- They're always there and made it where I am in a better place overall, I don't know what I would've done without you guys, truly.
- If not for Community Action, I would be on the streets.

POVERTY IN SOUTHEAST IOWA

In fiscal year 2021 we served **13,363** individuals in **6,016** households, which is **12.76%** of the population of southeast Iowa.

13.08% of persons in southeast Iowa are below 100% of the Federal Poverty Level (FPL).

32.11% or 32,389 individuals in southeast Iowa are living in households with income below 200% FPL.

200% of the FPL is \$25,760 for one person and \$53,000 for a household of four.

51.7% of public school students are eligible for free or reduced lunch (at or below 185% of the FPL) in southeast Iowa.

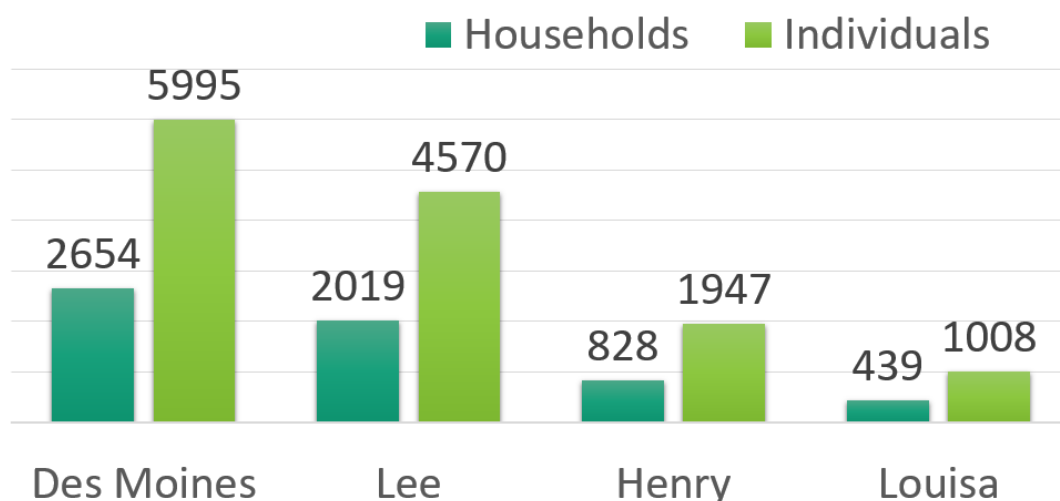
7.55% of the total population are minorities.

22.5% of our clients were minorities in FY2021.

42% of our clients had income from employment.

46% of our clients had another income source such as social security, child support, pension, unemployment, etc.

Clients by County Served FY21



NUTRITION

Special Supplemental Nutritional Program for Women, Infants and Children (WIC)

- **4,334** Individuals were provided with nutrition and health services
- **\$1,806,708** was provided in WIC vouchers

Five Food Pantries in four counties

- **3,159** Food boxes were provided

Child and Adult Care Food Program

- **167,856** Healthy meals and **99,053** snacks were reimbursed



HOUSING

Weatherization

- **51** Homes have improved energy efficiency

Rent Payments

- **152** Individuals were prevented from being evicted

Utility Payments

- **4,418** Households received energy assistance
- **\$2,350,422** was given in LIHEAP assistance awards

Senior Home Repair Improvements

- **101** Individuals were helped to remain safely in their homes



EDUCATION

Head Start

- **234** Children were educated, challenged and empowered

Early Head Start

- **89** Households were strengthened with provided child care

Preschool Scholarships

- **31** Households were supported in sending their child to preschool

Parents as Teachers (PAT)

- **14** Households strengthened

Family Development and Self Sufficiency (FaDSS)

- **123** Families assisted with their goals

Employment Counseling

- **136** Individuals provided with job leads

General Information and Referral

- **882** Individuals provided other resource information




FISCAL YEAR 2021 EXPENDITURES

Head Start Expenditures	\$4,570,621
LIHEAP Program	\$3,223,815
WIC Program	\$2,571,622
Weatherization Assistance	\$971,038
Child Care Food Program	\$575,529
Community Services Block Grant	\$362,913
Family Development	\$319,471
Miscellaneous Expenses	\$117,135
Other Programs	\$598,340
Total Agency Expenses	\$13,310,484



THANK YOU!

Thanks to our wonderful donors, supporters, employees, and volunteers!



Volunteers Donated	3,204 Hours
Number of Donors	755
Agency Partnerships	240
Private Donations	\$212,962
Value of In-Kind Services	\$401,784



CENTER LOCATIONS

Open 8:00 am – 4:30 pm

Central Office

2850 Mt Pleasant St, Suite 108

Burlington, IA 52601

Phone: 319-753-0193

Fax: 319-753-0687



Des Moines County Neighborhood Center

700 Jefferson St

Burlington, IA 52601

319-753-2893 (phone)

319-753-0849 (fax)

Marie Tallarico Community Action Center

220 S. 22nd St

Keokuk, IA 52632

319-524-6383 (phone)

319-524-3017 (fax)

Eichacker Community Action Center

3433 Avenue O

Fort Madison, IA 52627

319-372-4471 (phone)

319-372-4476 (fax)

Community.Action@caofseia.org

www.caofseia.org

Tolson Community Action Center

1303 West Washington St.

Mt. Pleasant, IA 52641

319-385-2310 (phone)

319-385-2877 (fax)

Louisa County Community Action Center

202 E. Access Road, Suite D

PO Box 29

Columbus Junction, IA 52738

319-728-2314 (phone)

319-728-7510 (fax)

Open Tues, Wed and Thurs