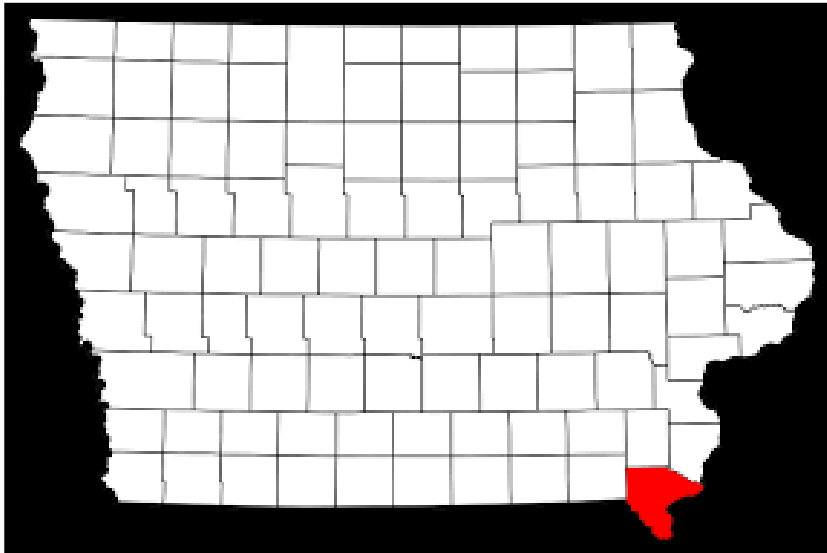


# Community Action in Lee County



- 2,013 Households (HH)
- 4,606 Individuals
- 1,226 HH's below 100% FPL

NIFCAP FY 2019

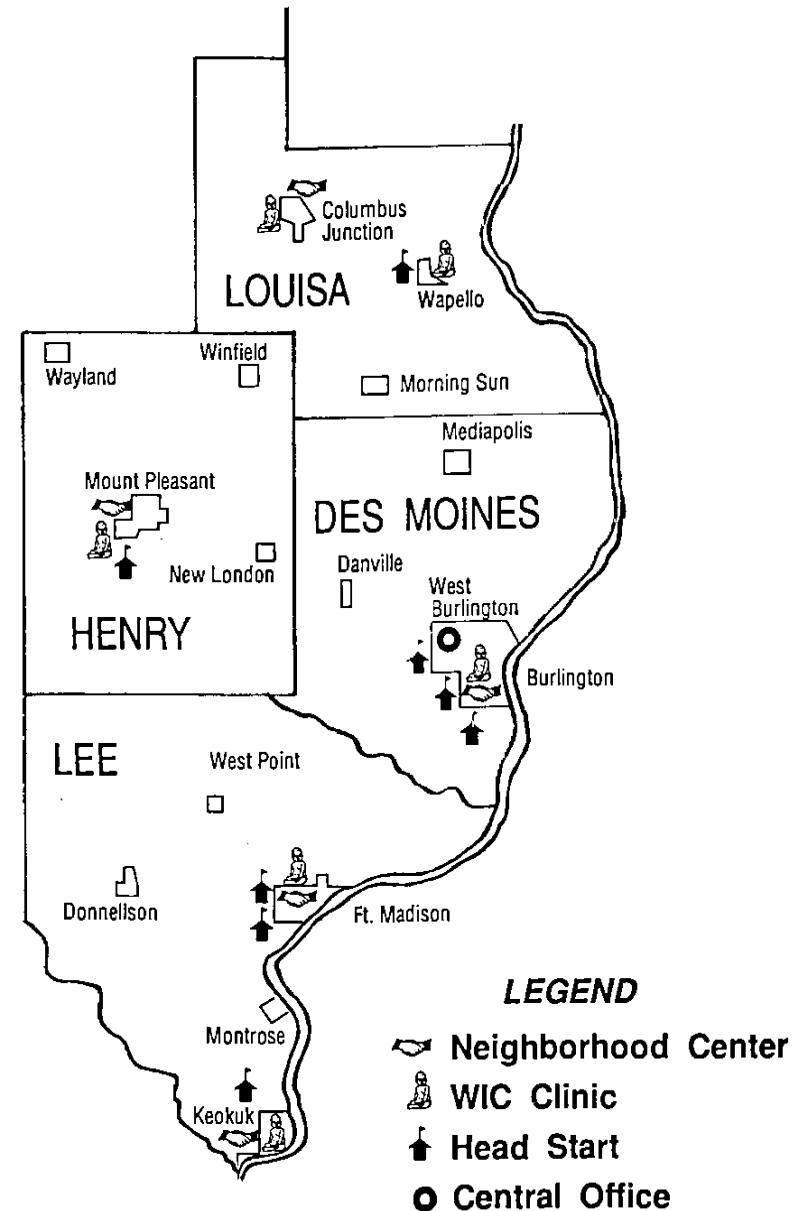
Compiled by Claire Conner  
Iowa Wesleyan University Volunteer  
May 2020

*Community*  
**Action**  
OF SOUTHEAST IOWA

# Community Action OF SOUTHEAST IOWA

## 5 Neighborhood Centers

- 700 Jefferson, Burlington
- 1303 W. Washington, Mt. Pleasant
- 3433 Avenue O, Fort Madison
- 220 South 22<sup>nd</sup> Street, Keokuk
- 202 E. Access Street, Suite D, Columbus Junction



# History

- 1 of 16 Community Action Agencies in Iowa, over 1,000 Nationally
- Established in 1964
  - Economic Opportunity Act
  - President Lyndon Johnson
- Non-profit
- Not government entity
- Funded by government grants and local funding

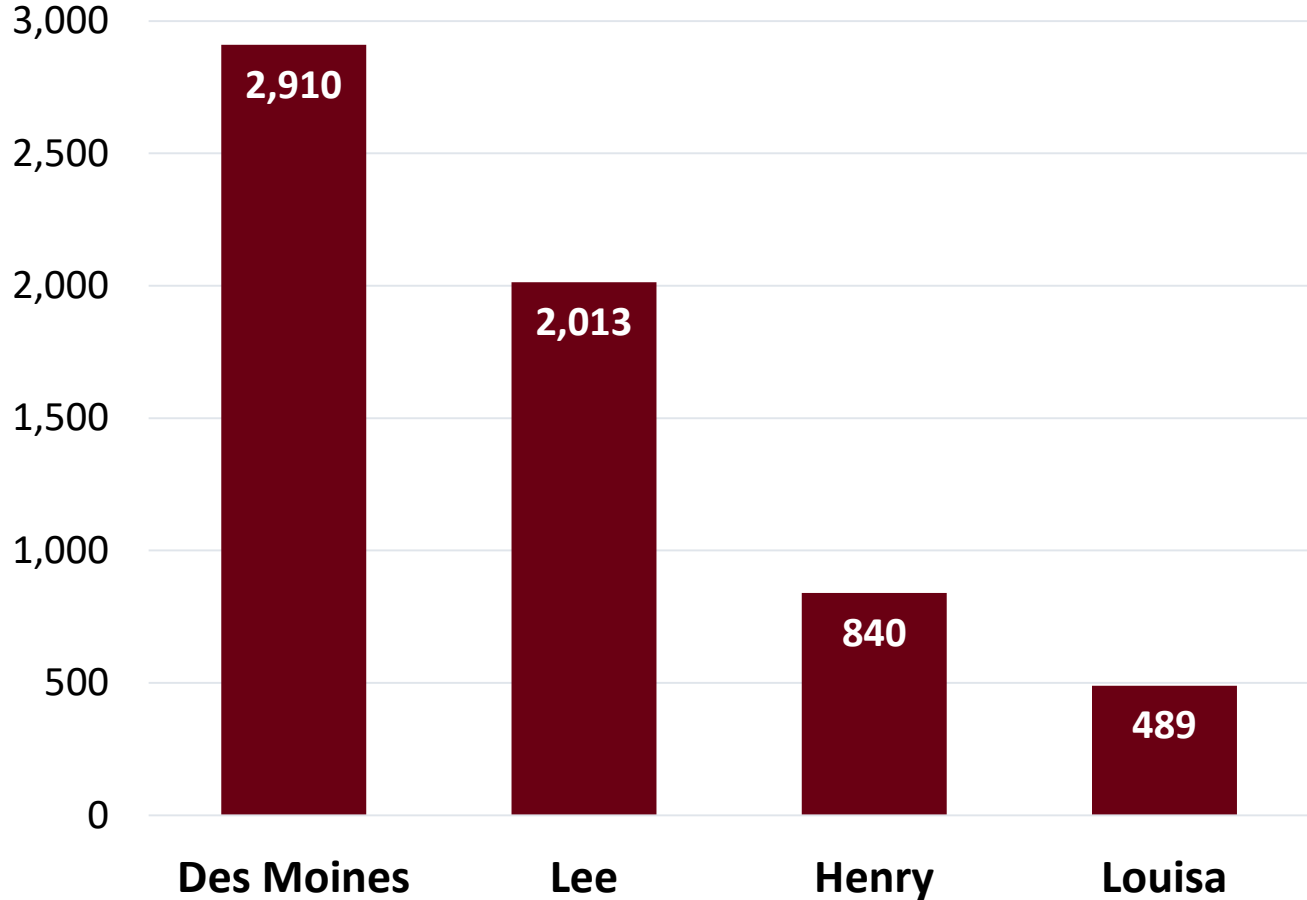


# Mission:

**Community Action of Southeast Iowa is dedicated to alleviating the conditions and causes of poverty by building partnerships and strengthening people through quality services.**



# Households Served by County



**Executive Director: Sheri Wilson**  
**Board President: Barb Welander**

12-15 Local Representatives Serve as Agency Board Members

8 Directors Serve on Management Staff

**Lee County Board Members**




**Rick Larkin**



**Chrisdena Patterson**

# Served in Fiscal Year 2019

**14,628**    **Individuals**  
**6,263**    **Households**  
**4**        **Counties**  
**13.83%**    **Of the Population**  
              **of Southeast Iowa**



# Federal Poverty Level (FPL) Guidelines (Annual)

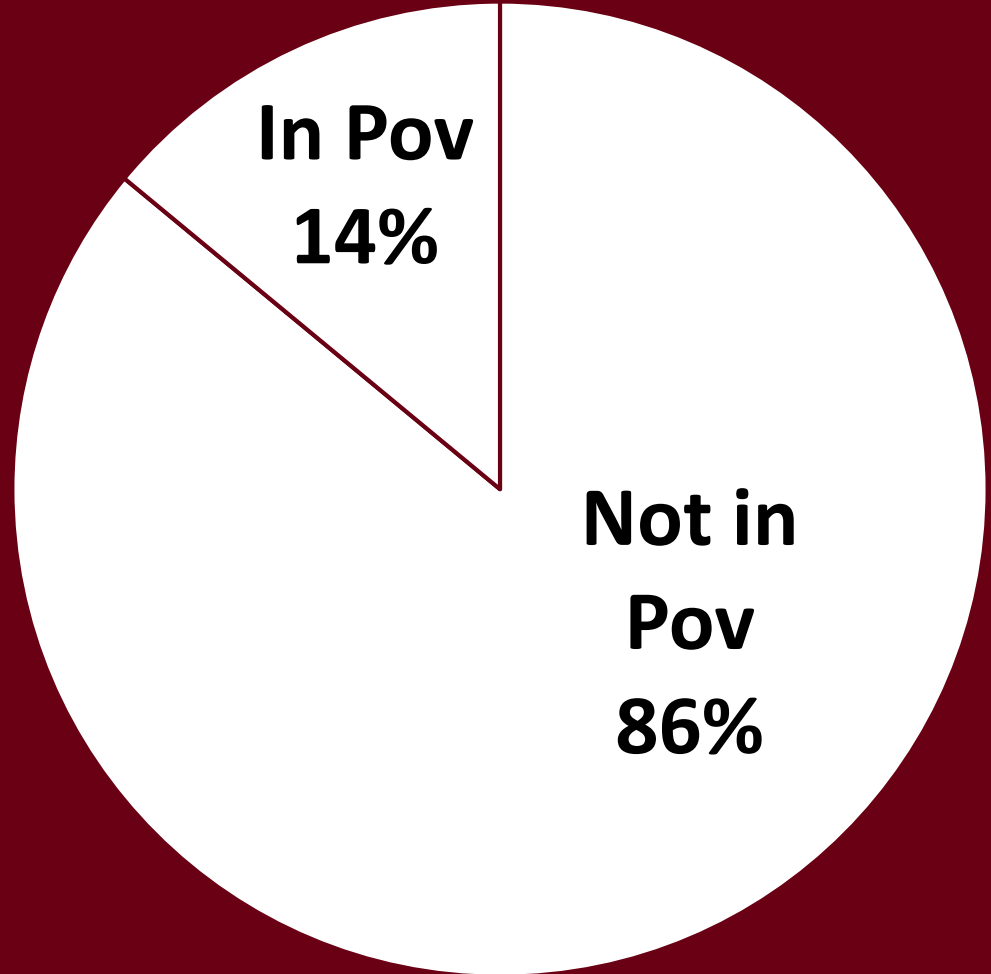
| Household Size                         | 100%       | 125%        | 175%              | 185%        | 200%           |
|--|------------|-------------|-------------------|-------------|----------------|
|  | Head Start | CSBG        | Energy Assistance | WIC         | Weatherization |
| <b>1</b>                               | \$12,490   | \$15,612.50 | \$21,857.50       | \$23,106.50 | \$24,980       |
| <b>2</b>                               | \$16,910   | \$21,137.50 | \$29,592.50       | \$31,283.50 | \$33,820       |
| <b>3</b>                               | \$21,330   | \$26,662.50 | \$37,327.50       | \$39,460.50 | \$42,660       |
| <b>4</b>                               | \$25,750   | \$32,187.50 | \$45,062.50       | \$47,637.50 | \$51,500       |
| <b>5</b>                               | \$30,170   | \$37,712.50 | \$52,797.50       | \$55,814.50 | \$60,340       |
| <b>6</b>                               | \$34,590   | \$43,237.50 | \$60,532.50       | \$63,991.50 | \$69,180       |
| <b>7</b>                               | \$39,010   | \$48,762.50 | \$68,267.50       | \$72,168.50 | \$78,020       |
| <b>8</b>                               | \$43,430   | \$54,287.50 | \$76,002.50       | \$80,345.50 | \$86,860       |
| <b>For each additional person add:</b> | \$4,420    | \$5,525     | \$7,735           | \$7,992     | \$8,840        |

**SOURCE: Federal Register January 1, 2019**



# LEE COUNTY HOUSEHOLDS

**47.84%**  
**eligible for**  
**free or**  
**reduced lunch**  
  
**(185% of FPL)**





Price of Food  
in 1955

x 3

x

Inflation  
Rate



= Official Poverty Measure

100 FPL%

# Approximate Wages at Poverty Level for a Single Person

## Above 100% FPL

32 hrs./wk.

52 wks./yr.

\$7.25/hr.

## Above 200% FPL

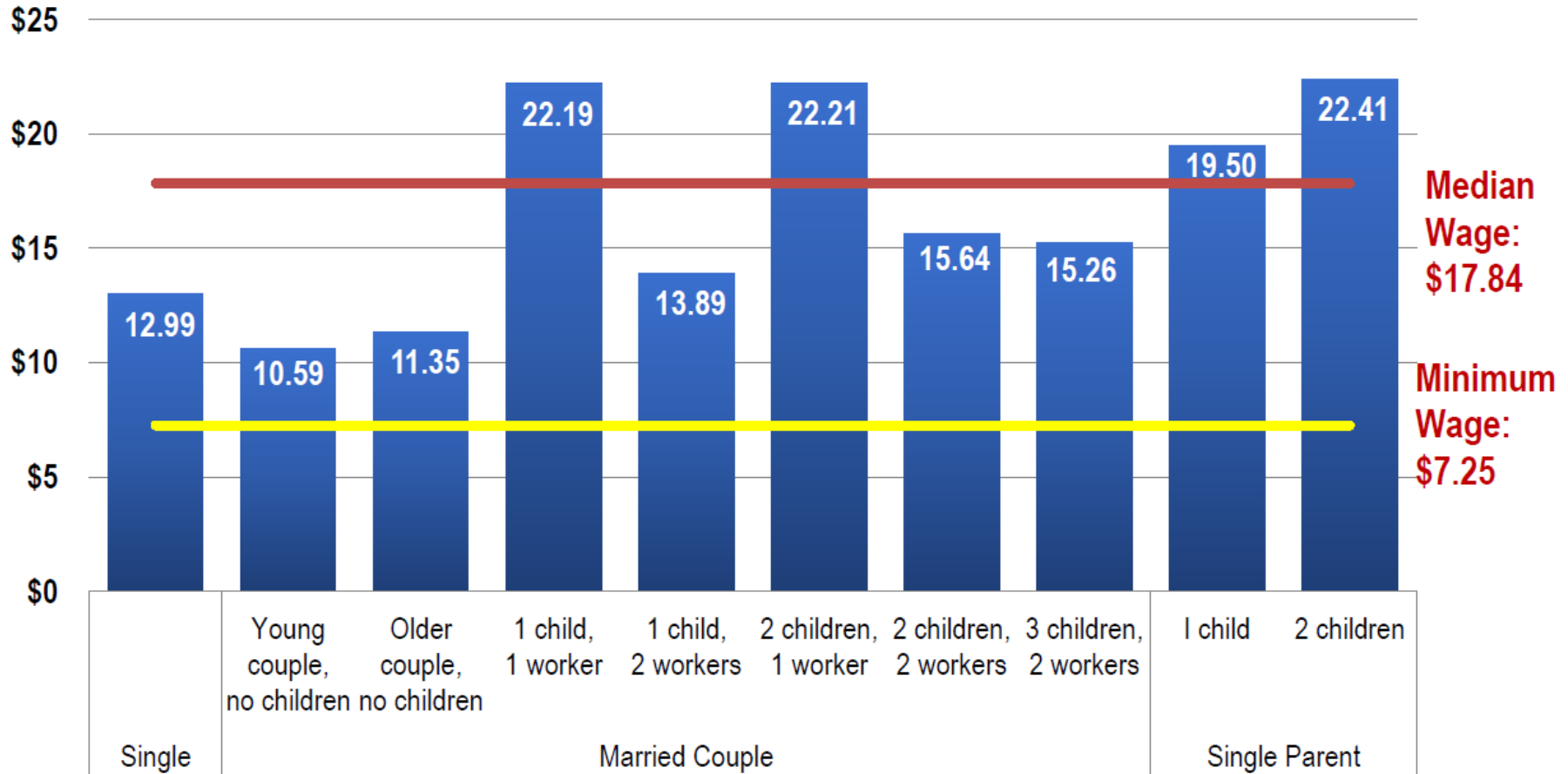
40 hrs./wk.

52 wks./yr.

\$11-12/hr.



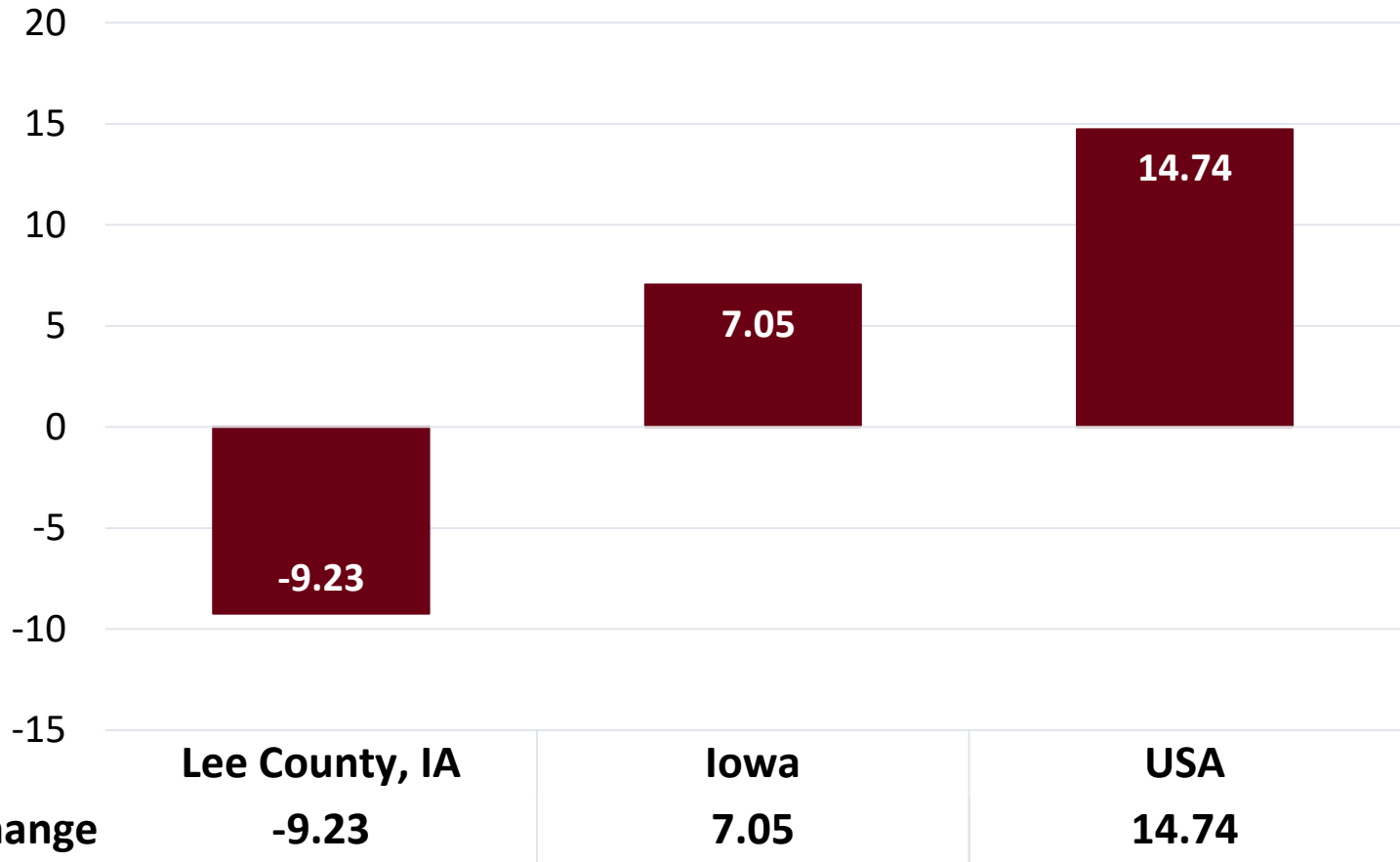
# Wage needed to meet basic needs is well above the minimum wage



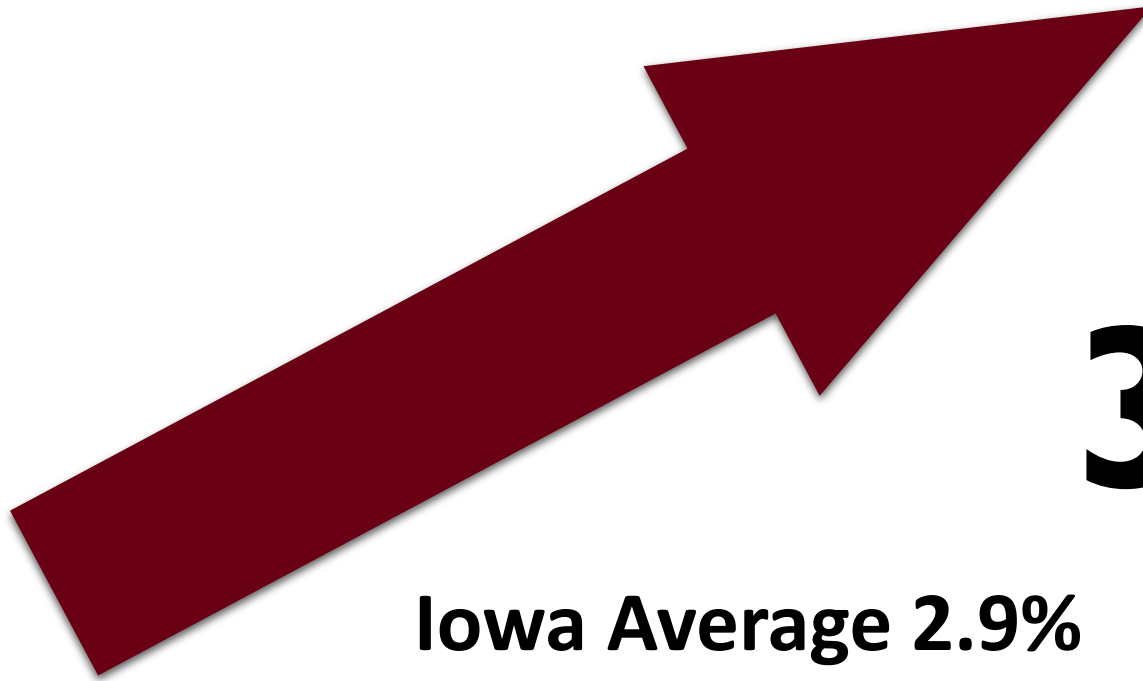
- Iowa Policy Council 2019



# Population Change 2000-2018



# Poverty Increase Lee County 2000-2018



**3.9%**

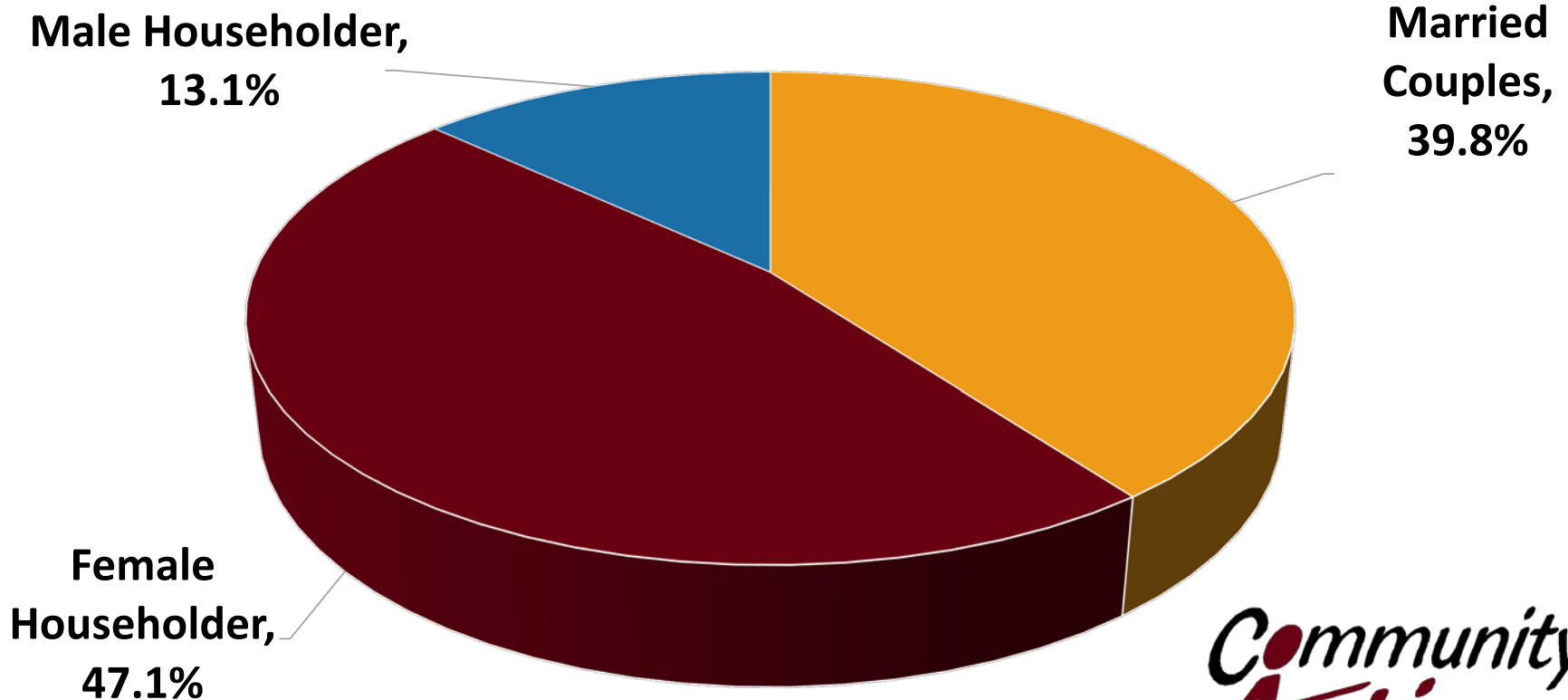
**Iowa Average 2.9%**

**National Average 1.8%**

*Community  
Action*  
OF SOUTHEAST IOWA

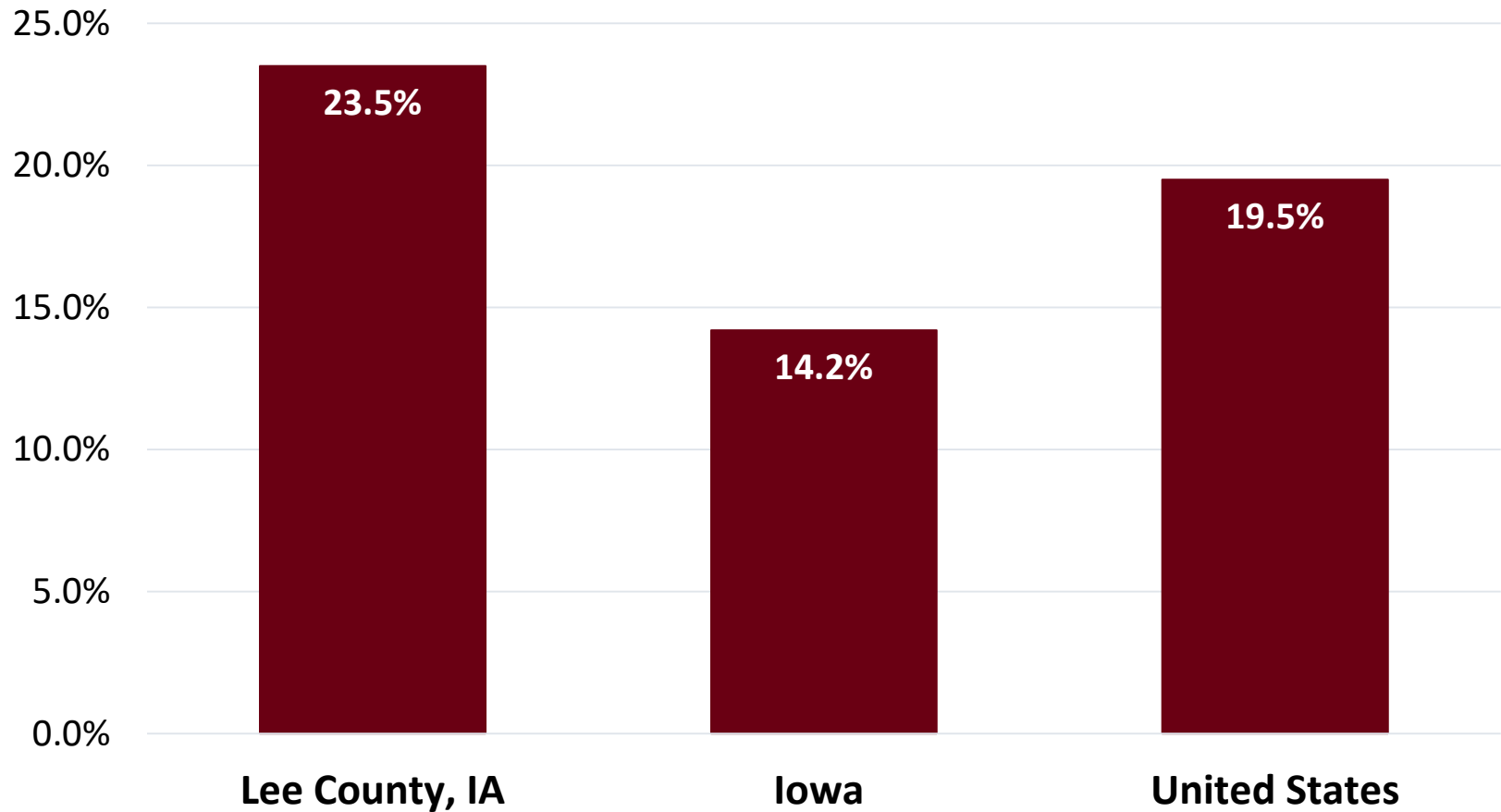
# Poverty Rate by Family Type

Lee County, IA



*Community  
Action*  
OF SOUTHEAST IOWA

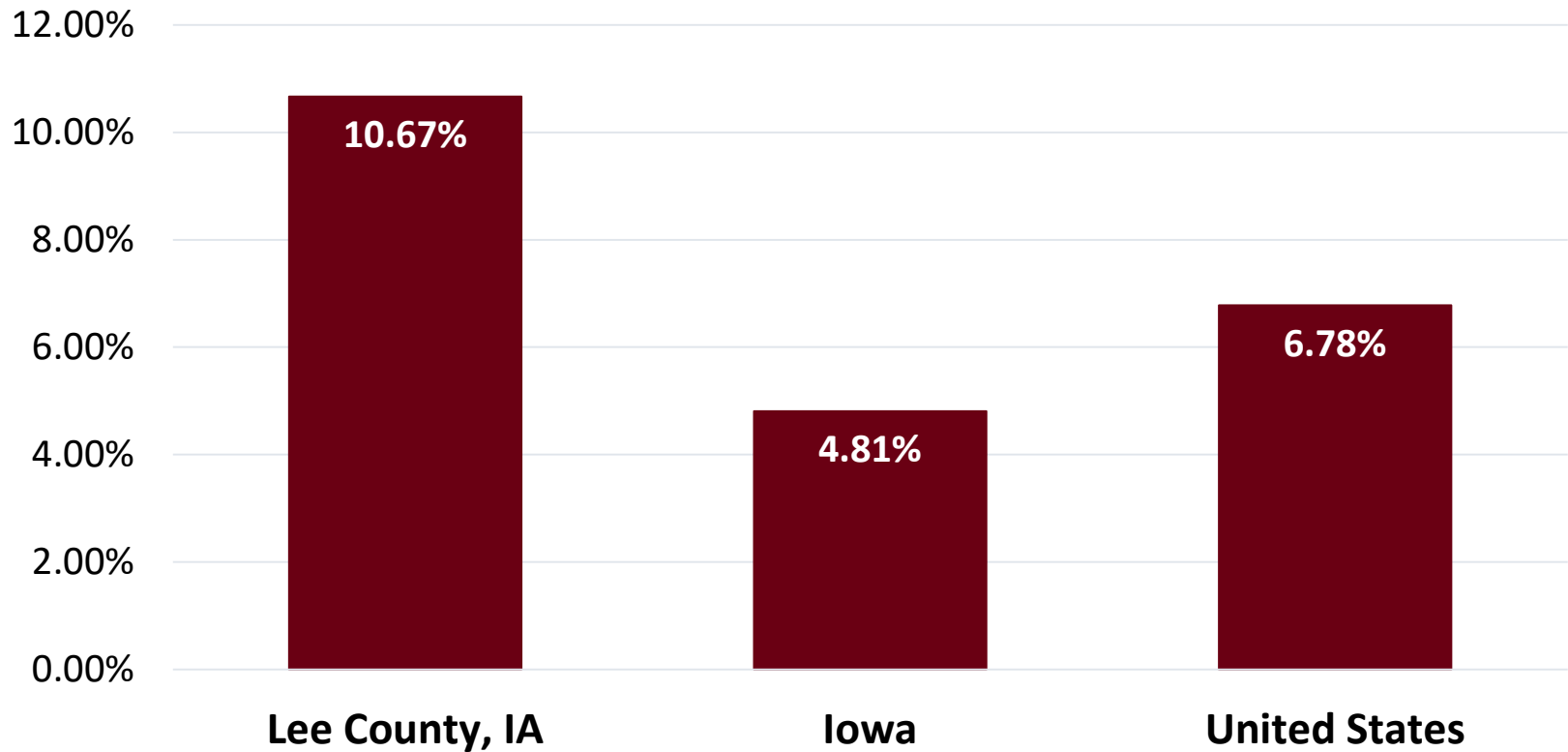
# Child Poverty Rate



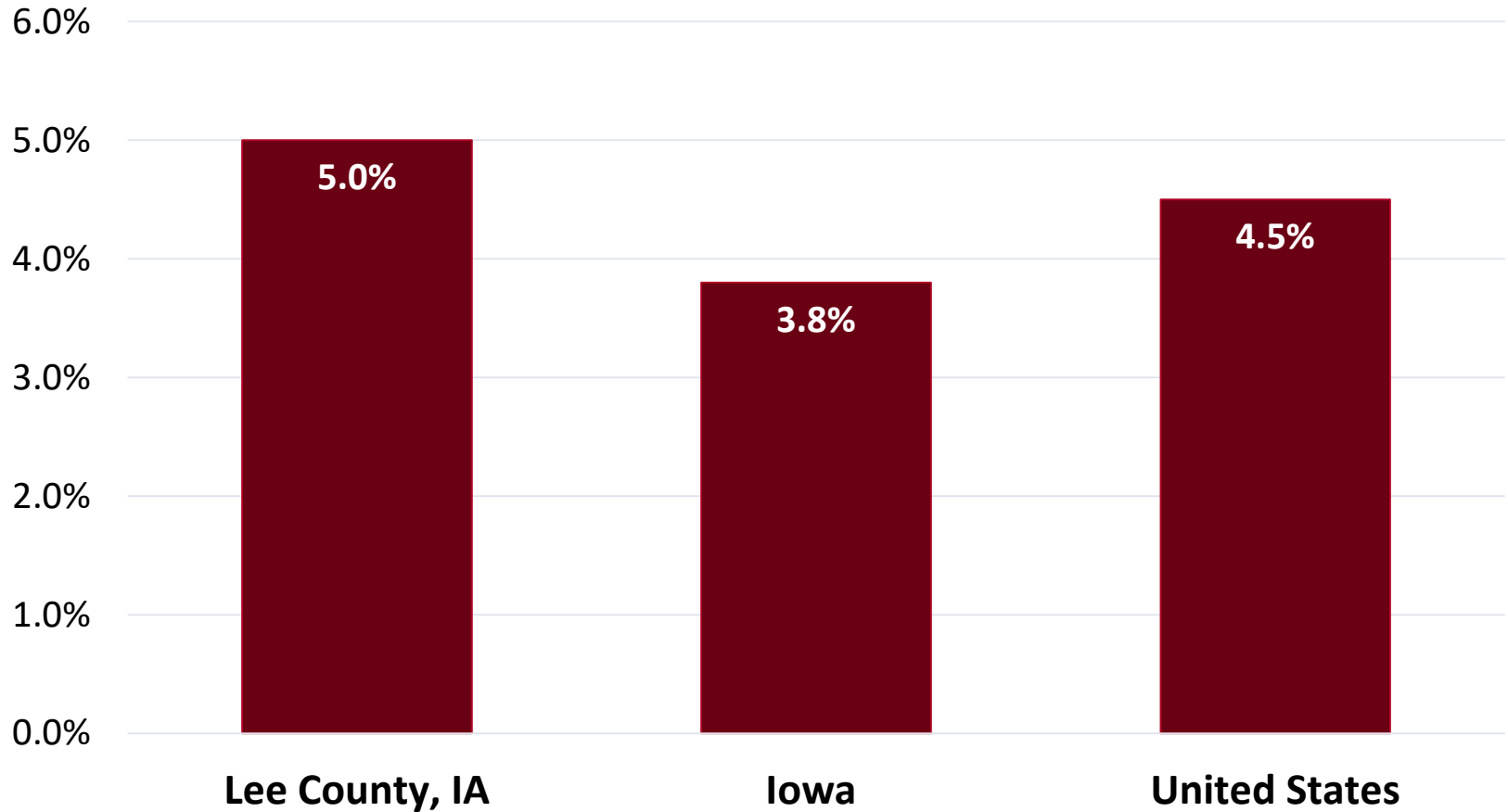


# Youth Not Employed Or In School

Youth ages 16-19



# Unemployment Rate



# 83.2% of Households Served Had Income from Employment

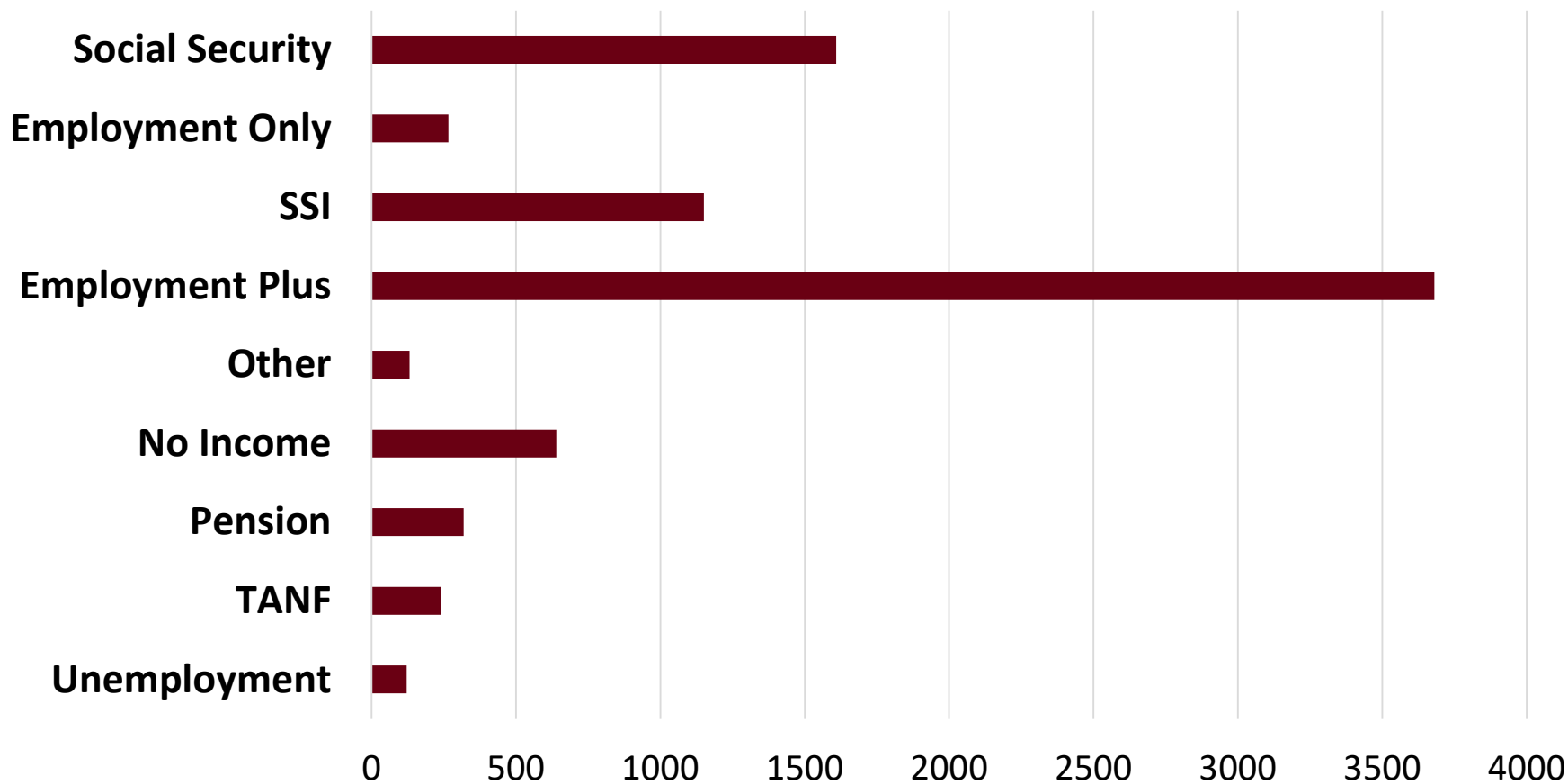


5.7% Received Temporary Assistance for Needy Families (TANF), sometimes referred to as welfare

2019 NIFCAP

*Community*  
**Action**  
OF SOUTHEAST IOWA

# Income Sources by Household



# Services for Children

- (WIC) Special Supplemental Nutrition Program for Women, Infants and Children
- Head Start
- Early Head Start
- Parents as Teachers
- Preschool Scholarships
- Children's Bed Program
- Child and Adult Care Food Program (CACFP)
- Clothing Assistance
- Food Pantry



# Services for Families

- Food Pantry
- (WIC) Special Supplemental Nutrition Program for Women, Infants and Children
- Head Start
- Early Head Start
- Family Development and Self Sufficiency Program (FaDSS)
- Parents as Teachers
- Preschool Scholarships
- Children's Bed Program
- Clothing Assistance
- Energy Assistance
- Low Income Home Energy Assistance Program (LIHEAP)
- Energy Crisis Assistance (Project Share)
- Weatherization
- Furnace Repair and Replacement
- Budget Counseling
- Employment Counseling
- Disaster Assistance
- General Information and Referral
- Homeless Assistance
- Housing Assistance
- Emergency Rent and Utilities
- Elderly Home Repair
- Medication Assistance Program (MAP)
- Rent Reimbursement Form Assistance
- Transportation Assistance

# Services for Adults

- Food Pantry
- Low Income Home Energy Assistance Program (LIHEAP)
- Weatherization
- Energy Crisis Assistance (Project Share)
- Furnace Repair and Replacement
- Budget Counseling
- Employment Counseling
- Clothing Assistance
- Child and Adult Care Food Program (CACFP)
- Disaster Assistance
- General Information and Referral Resources
- Homeless Assistance
- Housing Assistance
- Emergency Rent and Utilities
- Senior Home Repair
- Medication Assistance Program (MAP)
- Rent Reimbursement Form Assistance
- Transportation Assistance

# Total Agency Funding

|                            |                     |
|----------------------------|---------------------|
| <b>FY2019</b>              | <b>\$12,746,882</b> |
| Total Federal Funding      | \$11,009,500        |
| Total State Funding        | \$933,739           |
| Total Private Funding      | \$770,744           |
| Total In Kind Donations    | \$738,608           |
| WIC Vouchers Given         | \$1,841,502         |
| Client Assistance Expenses | \$2,156,875         |





For more details regarding reports, programs, and services, please see our agency website:

[caofseia.org](http://caofseia.org)

