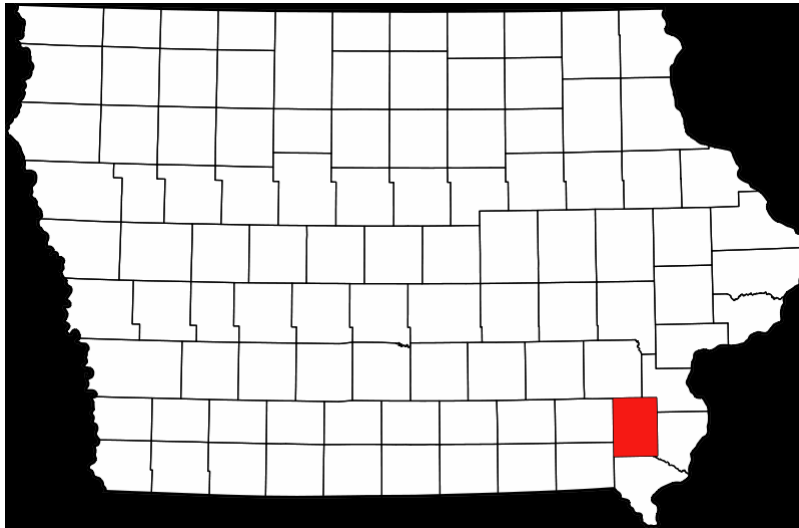


# Community Action in Henry County



- 840 Households (HH)
- 2,009 Individuals
- 494 HH's below 100% FPL

NIFCAP FY 2019

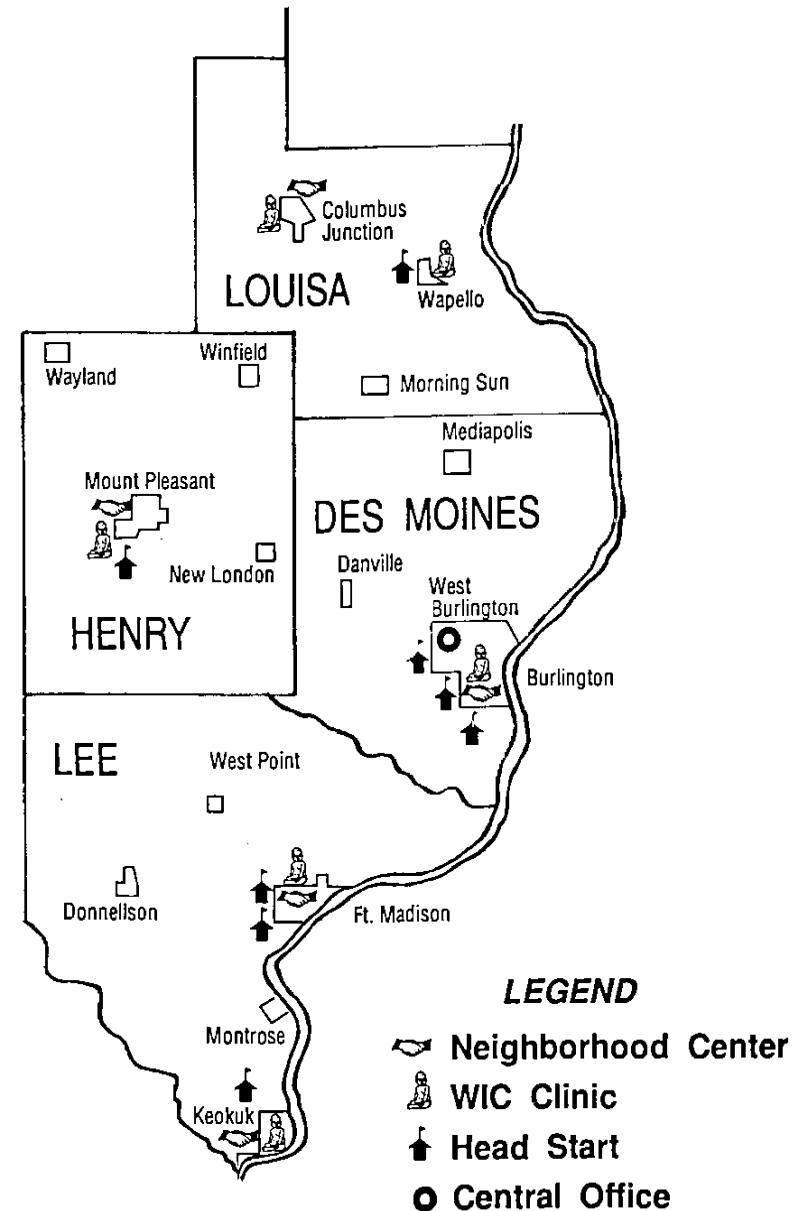
Compiled by Claire Conner  
Iowa Wesleyan University Volunteer  
May 2020

*Community*  
**Action**  
OF SOUTHEAST IOWA

# Community Action OF SOUTHEAST IOWA

## 5 Neighborhood Centers

- 700 Jefferson, Burlington
- 1303 W. Washington, Mt. Pleasant
- 3433 Avenue O, Fort Madison
- 220 South 22<sup>nd</sup> Street, Keokuk
- 202 E. Access Street, Suite D, Columbus Junction



# History

- 1 of 16 Community Action Agencies in Iowa, over 1,000 Nationally
- Established in 1964
  - Economic Opportunity Act
  - President Lyndon Johnson
- Non-profit
- Not government entity
- Funded by government grants and local funding

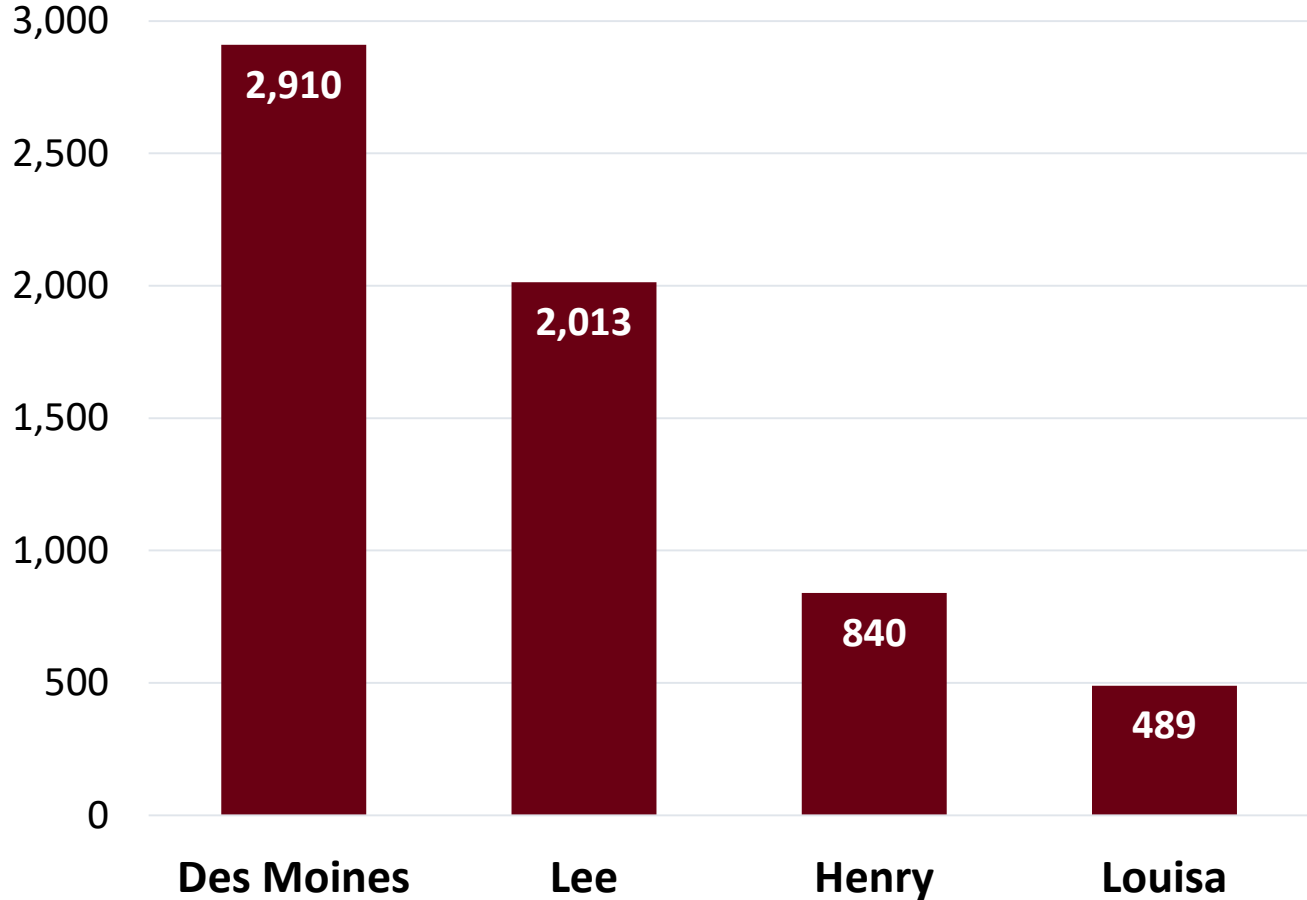


# Mission:

**Community Action of Southeast Iowa is dedicated to alleviating the conditions and causes of poverty by building partnerships and strengthening people through quality services.**



# Households Served by County



**Executive Director: Sheri Wilson**  
**Board President: Barb Welander**

12-15 Local Representatives Serve as Agency Board Members

8 Directors Serve on Management Staff

**Henry County Board Members**



**Linda Boshart**



**Marc Lindeen**




**Barb Welander**

# Served in Fiscal Year 2019

(Entire Agency)

**14,628**    **Individuals**  
**6,263**    **Households**  
**4**        **Counties**  
**13.83%**    **Of the Population**  
              **of Southeast Iowa**



# Federal Poverty Level (FPL) Guidelines (Annual)

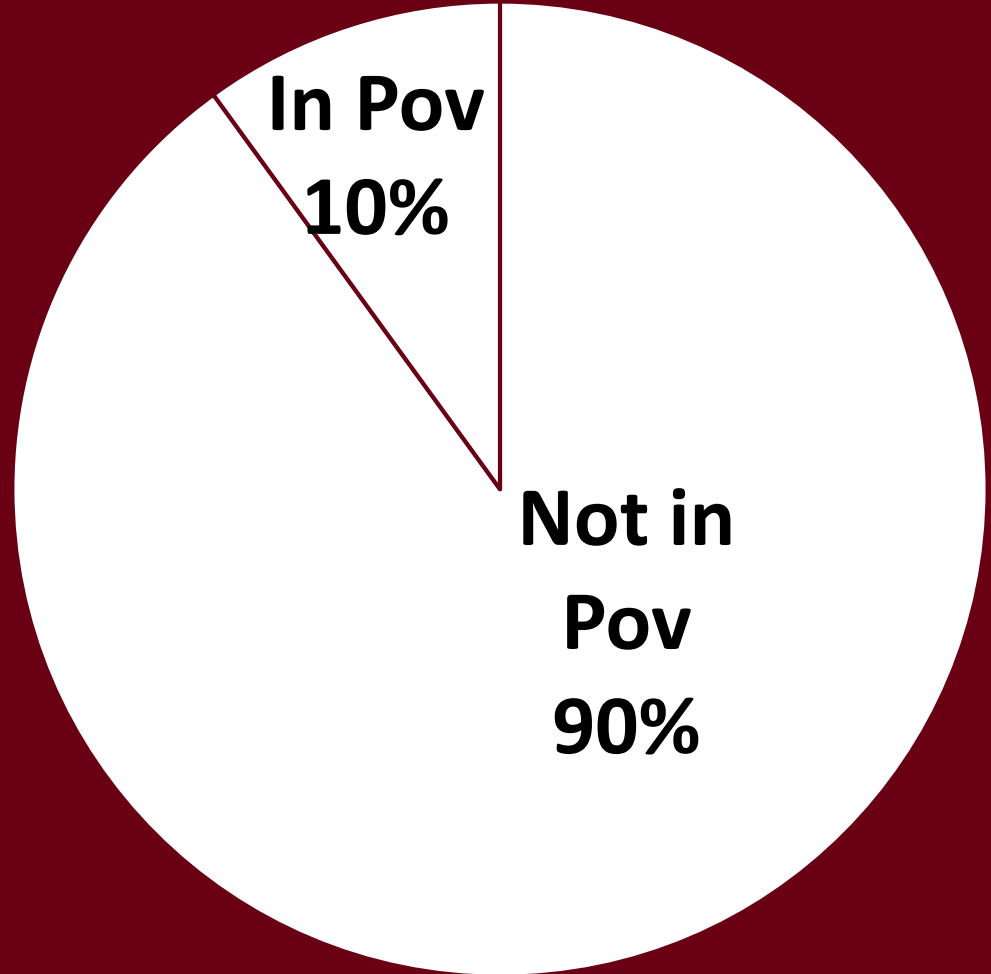
Household Size	100%	125%	175%	185%	200%
	Head Start	CSBG	Energy Assistance	WIC	Weatherization
<b>1</b>	\$12,490	\$15,612.50	\$21,857.50	\$23,106.50	\$24,980
<b>2</b>	\$16,910	\$21,137.50	\$29,592.50	\$31,283.50	\$33,820
<b>3</b>	\$21,330	\$26,662.50	\$37,327.50	\$39,460.50	\$42,660
<b>4</b>	\$25,750	\$32,187.50	\$45,062.50	\$47,637.50	\$51,500
<b>5</b>	\$30,170	\$37,712.50	\$52,797.50	\$55,814.50	\$60,340
<b>6</b>	\$34,590	\$43,237.50	\$60,532.50	\$63,991.50	\$69,180
<b>7</b>	\$39,010	\$48,762.50	\$68,267.50	\$72,168.50	\$78,020
<b>8</b>	\$43,430	\$54,287.50	\$76,002.50	\$80,345.50	\$86,860
<b>For each additional person add:</b>	\$4,420	\$5,525	\$7,735	\$7,992	\$8,840

**SOURCE: Federal Register January 1, 2019**



# HENRY COUNTY HOUSEHOLDS

**43.38%**  
**eligible for**  
**free or**  
**reduced lunch**  
  
**(185% of FPL)**





Price of Food  
in 1955

x 3

x

Inflation  
Rate



= Official Poverty Measure

100 FPL%

# Approximate Wages at Poverty Level for a Single Person

## Above 100% FPL

32 hrs./wk.

52 wks./yr.

\$7.25/hr.

## Above 200% FPL

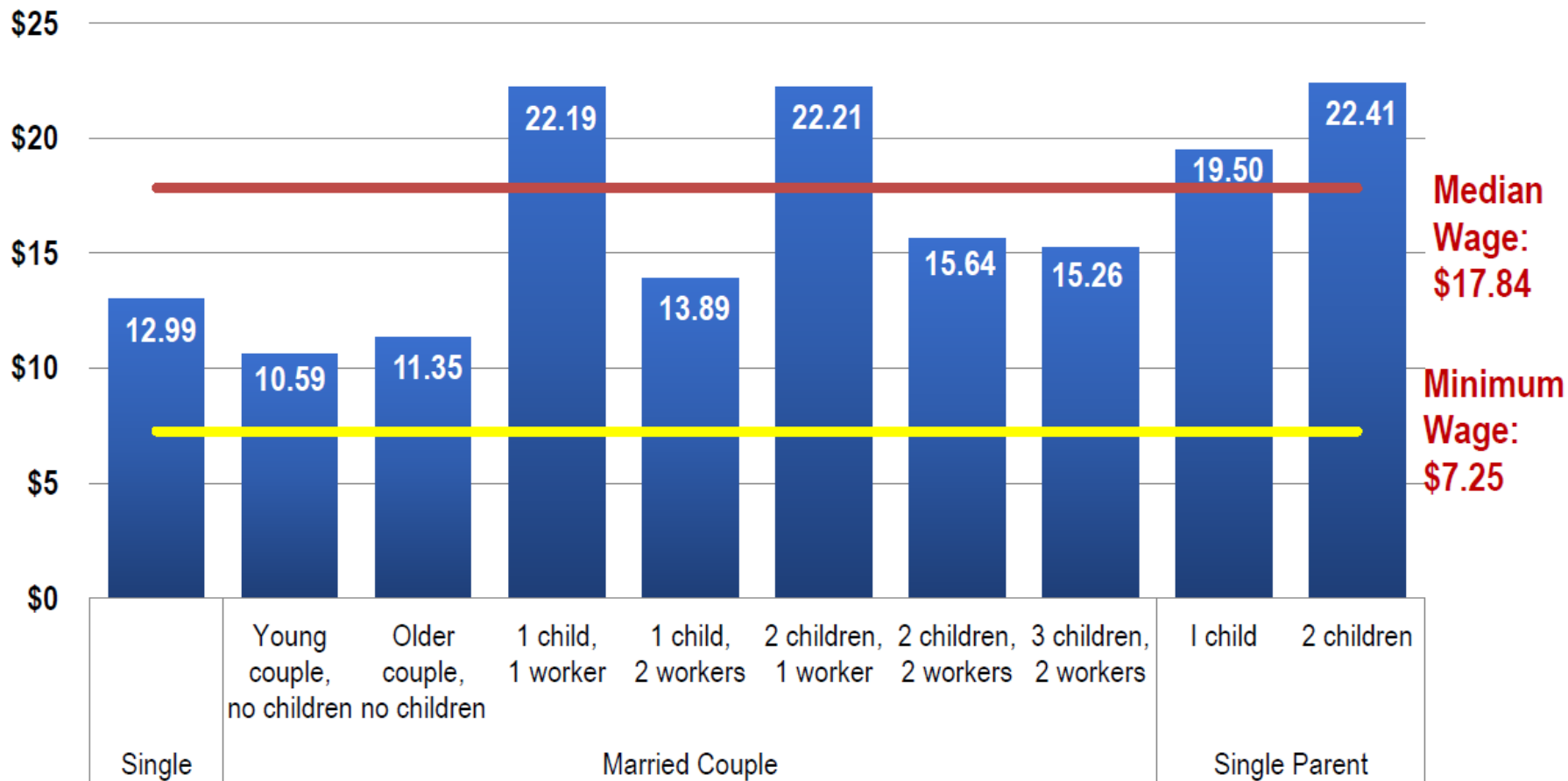
40 hrs./wk.

52 wks./yr.

\$11-12/hr.



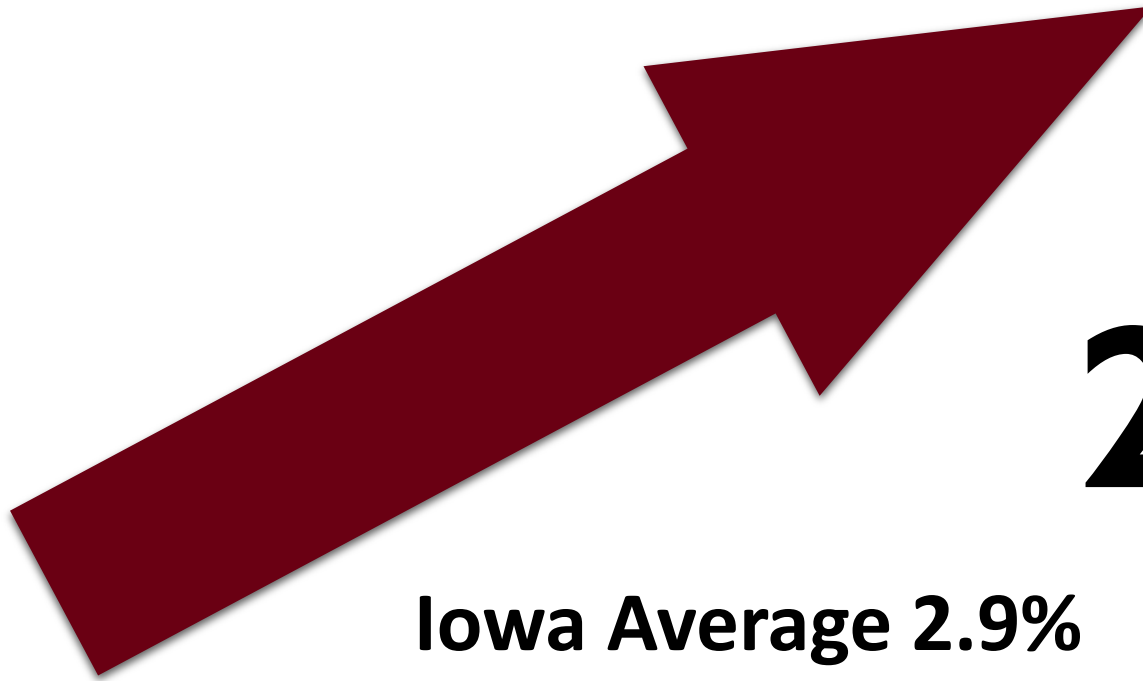
# Wage needed to meet basic needs is well above the minimum wage



- Iowa Policy Council 2019



# Poverty Increase Henry County 2000-2018



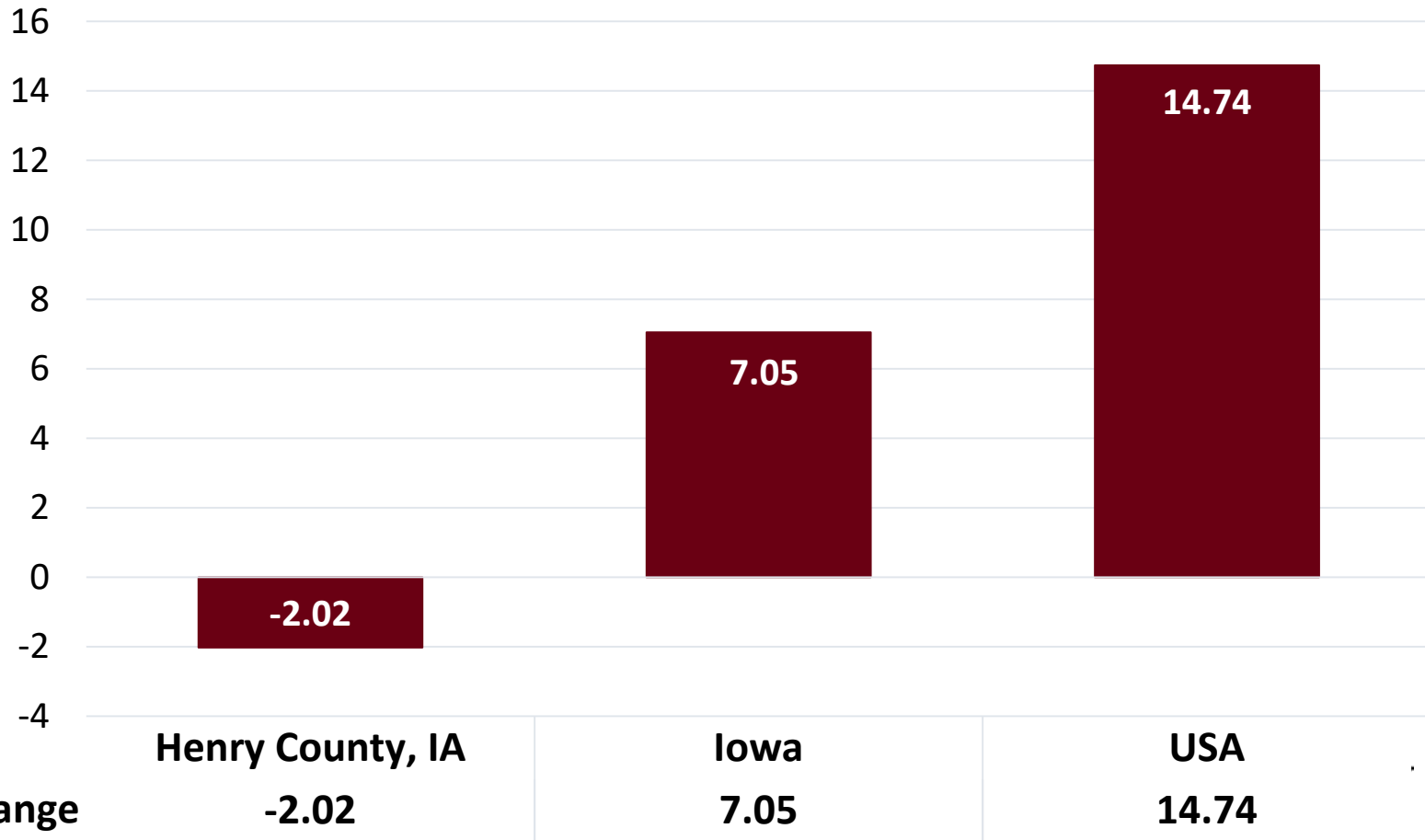
**2.5%**

**Iowa Average 2.9%**

**National Average 1.8%**

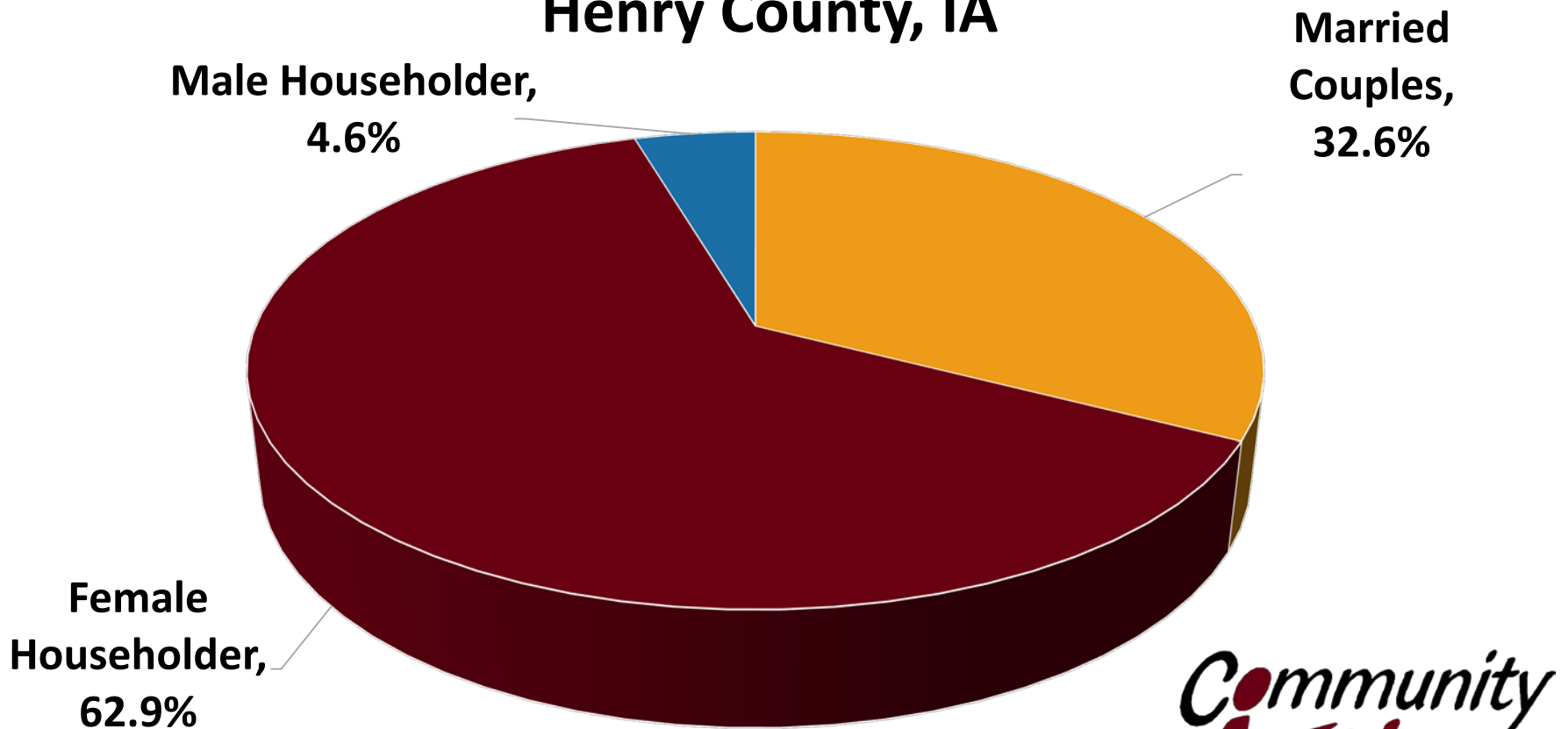
*Community  
Action*  
OF SOUTHEAST IOWA

# Population Change 2000-2018



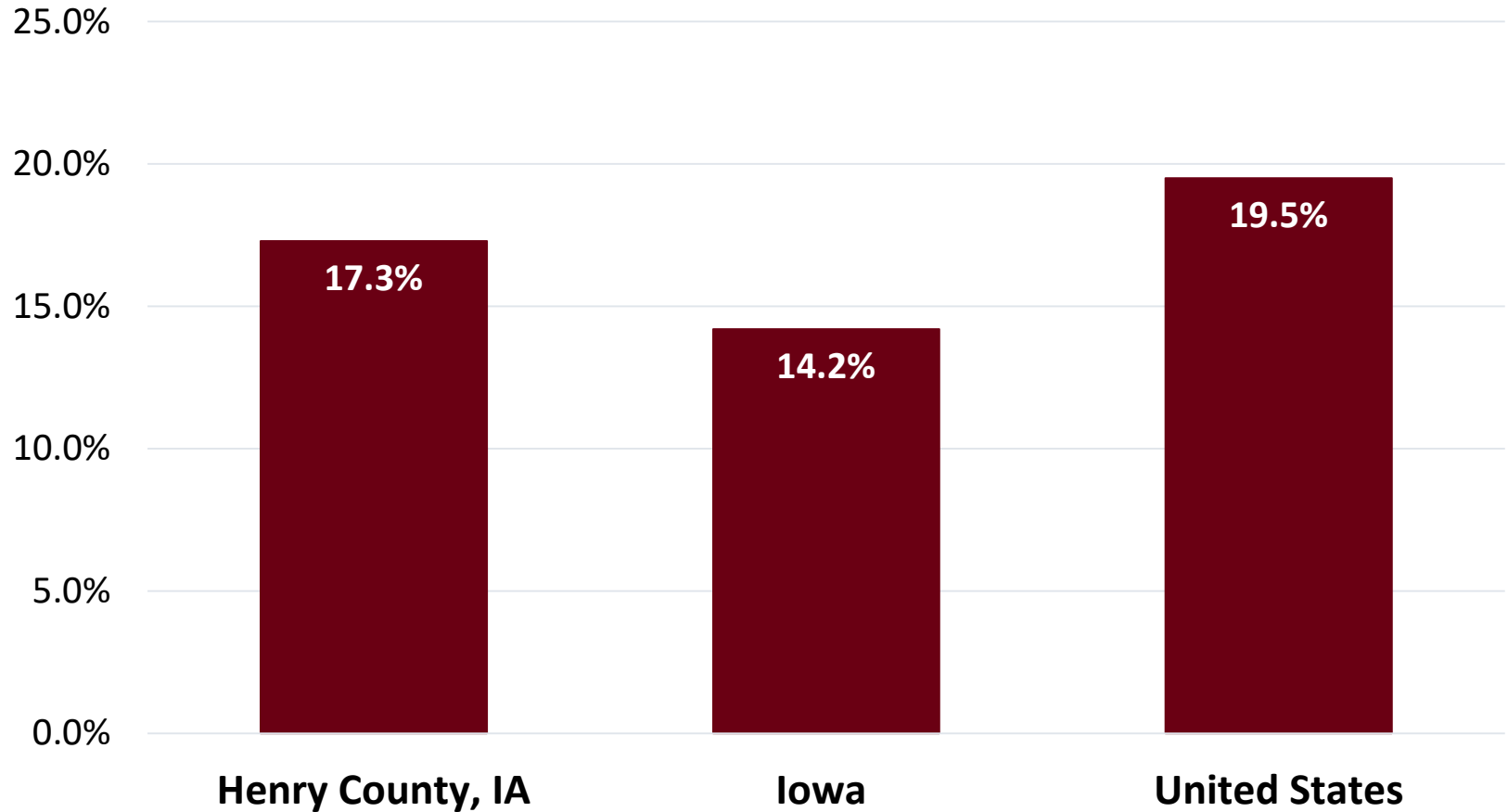
# Poverty Rate by Family Type

Henry County, IA



*Community  
Action*  
OF SOUTHEAST IOWA

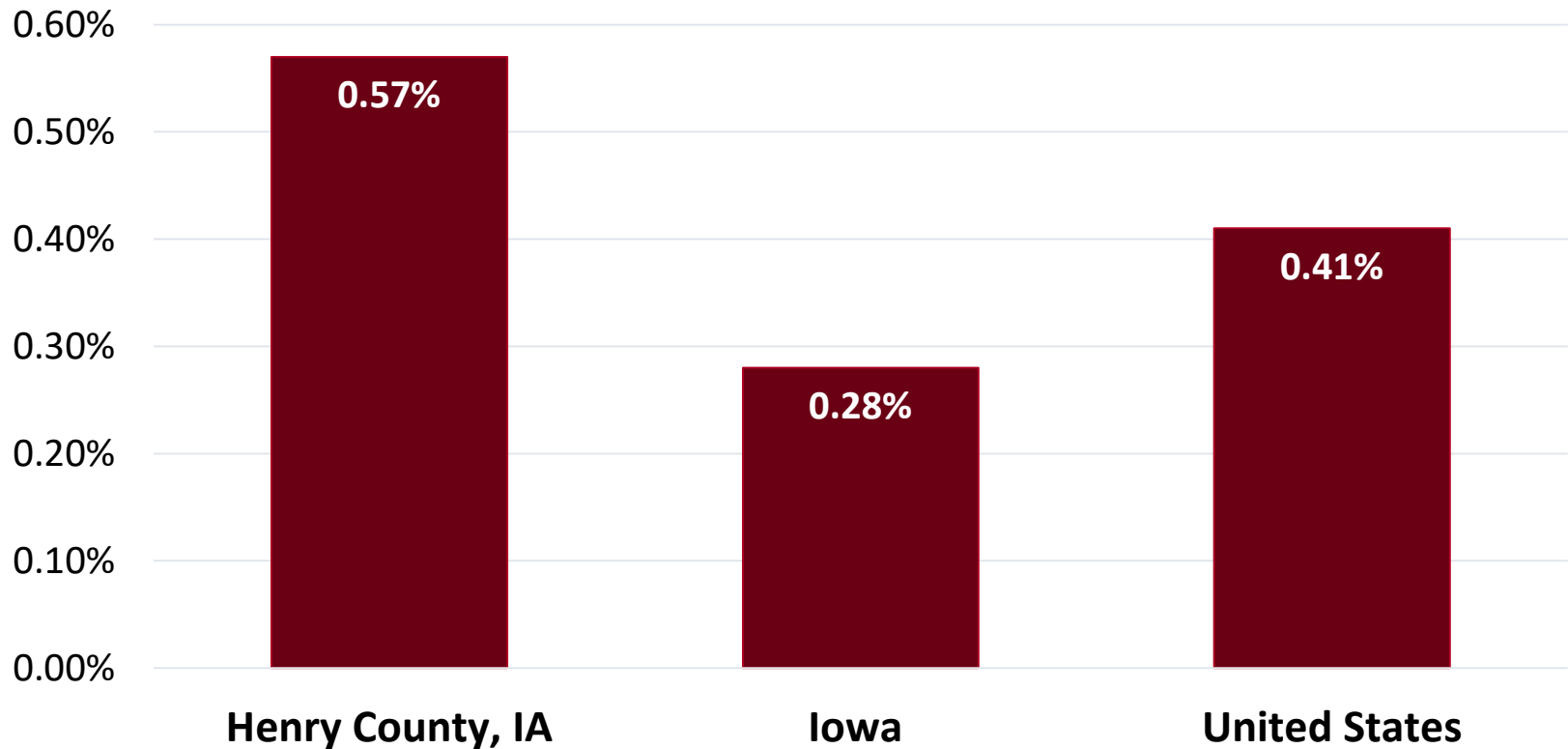
# Child Poverty Rate





# Unsafe, Unsanitary Homes

## Housing Units without Plumbing



# 83.2% of Households Served Had Income from Employment

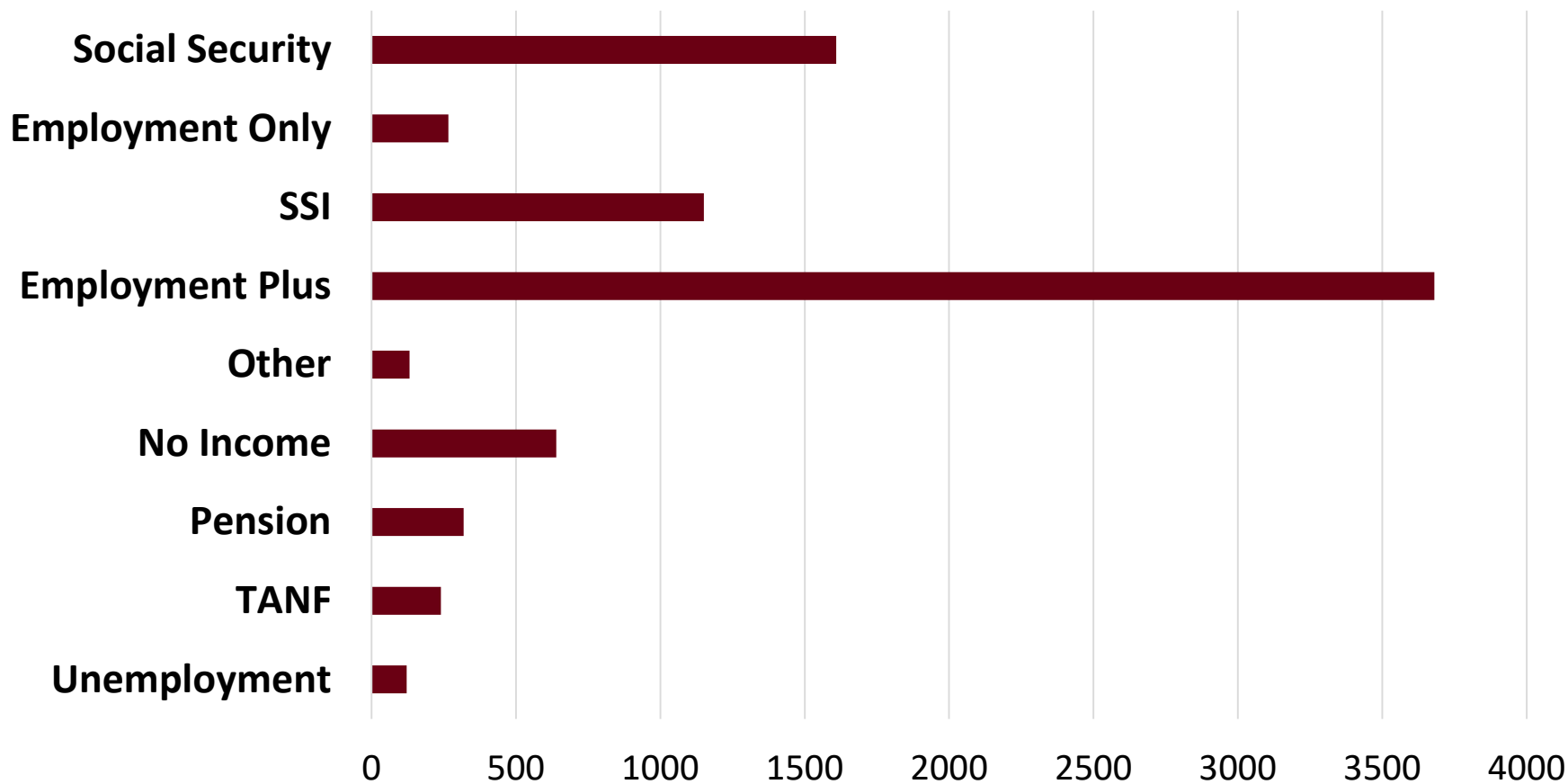


5.7% Received Temporary Assistance for Needy Families (TANF), sometimes referred to as welfare

2019 NIFCAP

*Community*  
**Action**  
OF SOUTHEAST IOWA

# Income Sources by Household



# Services for Children

- (WIC) Special Supplemental Nutrition Program for Women, Infants and Children
- Head Start
- Early Head Start
- Parents as Teachers
- Preschool Scholarships
- Children's Bed Program
- Child and Adult Care Food Program (CACFP)
- Clothing Assistance
- Food Pantry



# Services for Families

- Food Pantry
- (WIC) Special Supplemental Nutrition Program for Women, Infants and Children
- Head Start
- Early Head Start
- Family Development and Self Sufficiency Program (FaDSS)
- Parents as Teachers
- Preschool Scholarships
- Children's Bed Program
- Clothing Assistance
- Energy Assistance
- Low Income Home Energy Assistance Program (LIHEAP)
- Energy Crisis Assistance (Project Share)
- Weatherization
- Furnace Repair and Replacement
- Budget Counseling
- Employment Counseling
- Disaster Assistance
- General Information and Referral
- Homeless Assistance
- Housing Assistance
- Emergency Rent and Utilities
- Elderly Home Repair
- Medication Assistance Program (MAP)
- Rent Reimbursement Form Assistance
- Transportation Assistance

# Services for Adults

- Food Pantry
- Low Income Home Energy Assistance Program (LIHEAP)
- Weatherization
- Energy Crisis Assistance (Project Share)
- Furnace Repair and Replacement
- Budget Counseling
- Employment Counseling
- Clothing Assistance
- Child and Adult Care Food Program (CACFP)
- Disaster Assistance
- General Information and Referral Resources
- Homeless Assistance
- Housing Assistance
- Emergency Rent and Utilities
- Senior Home Repair
- Medication Assistance Program (MAP)
- Rent Reimbursement Form Assistance
- Transportation Assistance

# Total Agency Funding

<b>FY2019</b>	<b>\$12,746,882</b>
Total Federal Funding	\$11,009,500
Total State Funding	\$933,739
Total Private Funding	\$770,744
Total In Kind Donations	\$738,608
WIC Vouchers Given	\$1,841,502
Client Assistance Expenses	\$2,156,875



For more details regarding reports, programs, and services, please see our agency website:

[caofseia.org](http://caofseia.org)

