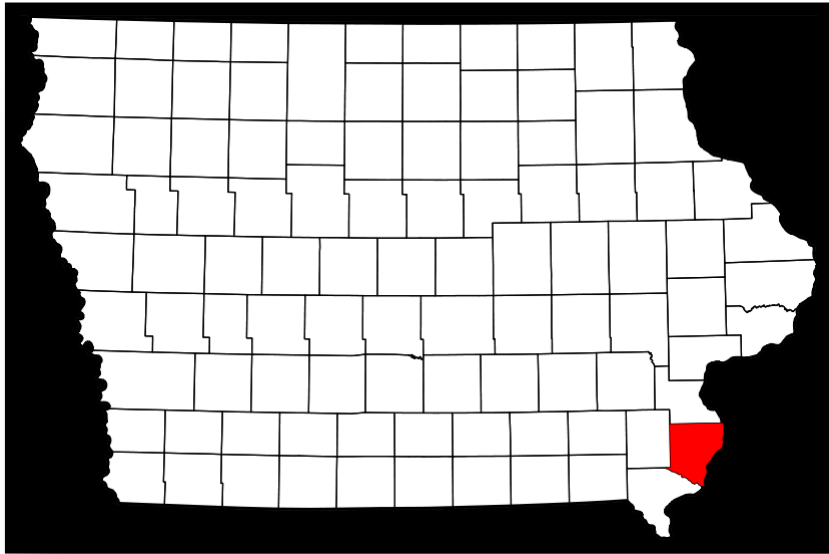


Community Action in Des Moines County



- 2,910 Households (HH)
- 6,814 Individuals
- 1,861 HH's below 100% FPL

NIFCAP FY 2019

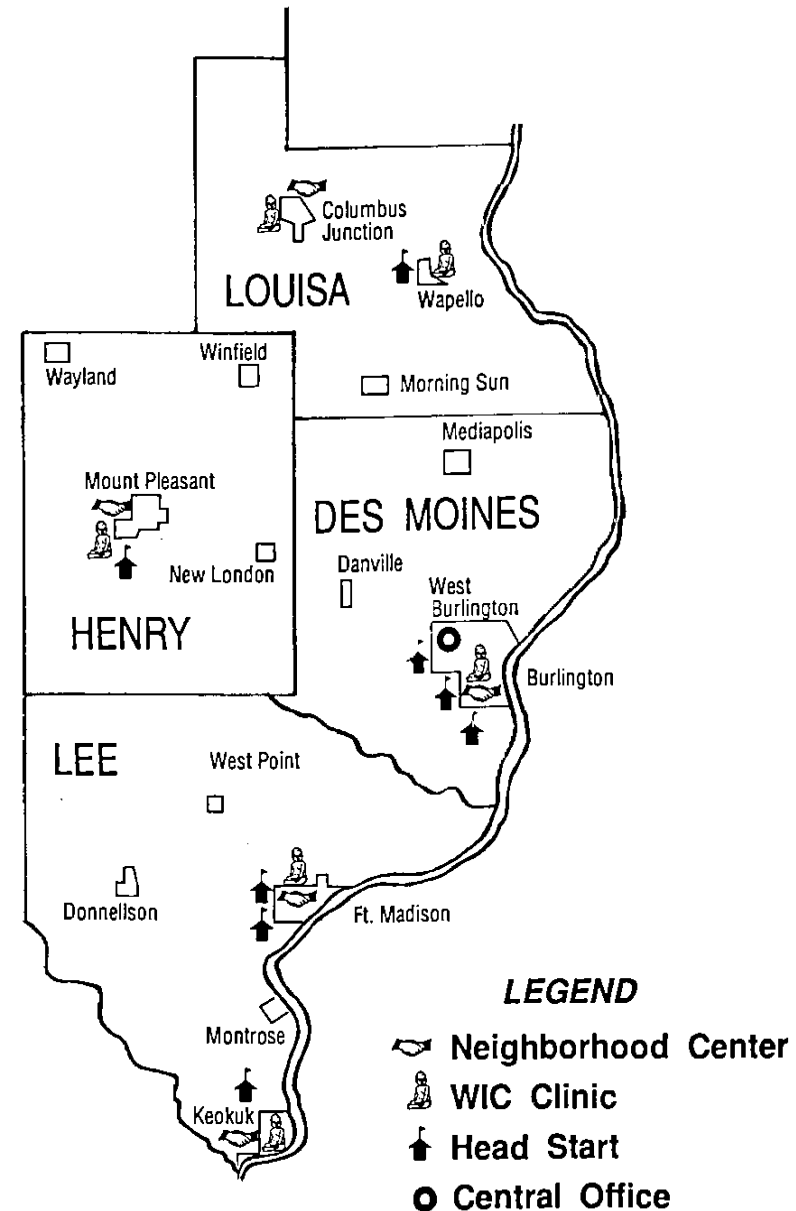
Compiled by Claire Conner
Iowa Wesleyan University Volunteer
May 2020

Community
Action
OF SOUTHEAST IOWA

Community Action OF SOUTHEAST IOWA

5 Neighborhood Centers

- 700 Jefferson, Burlington
- 1303 W. Washington, Mt. Pleasant
- 3433 Avenue O, Fort Madison
- 220 South 22nd Street, Keokuk
- 202 E. Access Street, Suite D, Columbus Junction



History

- 1 of 16 Community Action Agencies in Iowa, over 1,000 Nationally
- Established in 1964
 - Economic Opportunity Act
 - President Lyndon Johnson
- Non-profit
- Not government entity
- Funded by government grants and local funding

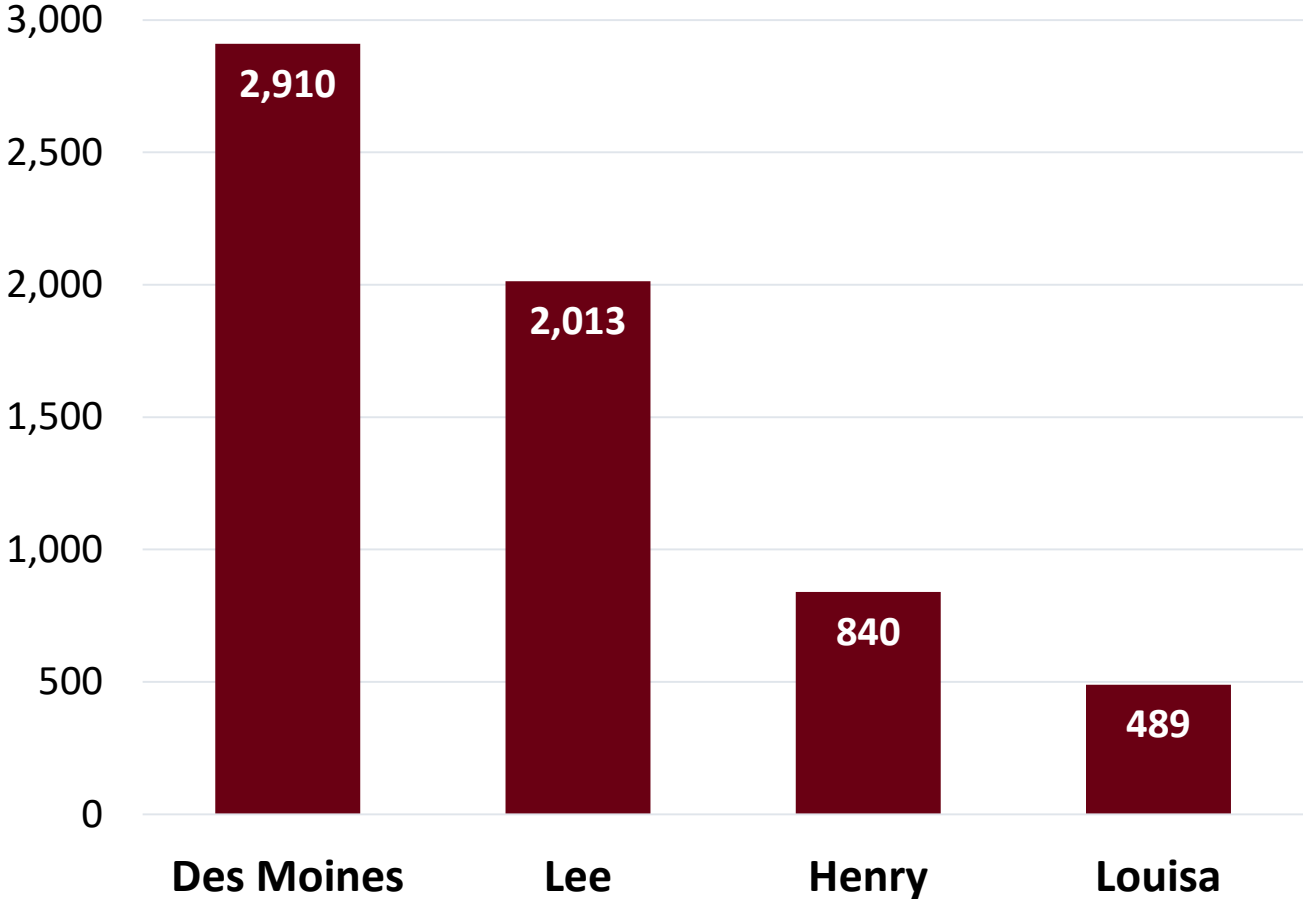


Mission:

Community Action of Southeast Iowa is dedicated to alleviating the conditions and causes of poverty by building partnerships and strengthening people through quality services.



Households Served by County



Executive Director: Sheri Wilson
Board President: Barb Welander

12-15 Local Representatives Serve as Agency Board Members

8 Directors Serve on Management Staff

Des Moines County Board Members



Jim Cary




Ron Ellerhoff



Rhonda Reif



Quintwan Simmons




Jerry Strause

Served in Fiscal Year 2019

(entire agency)

14,628 **Individuals**
6,263 **Households**
4 **Counties**
13.83% **Of the Population**
 of Southeast Iowa



Federal Poverty Level (FPL) Guidelines (Annual)

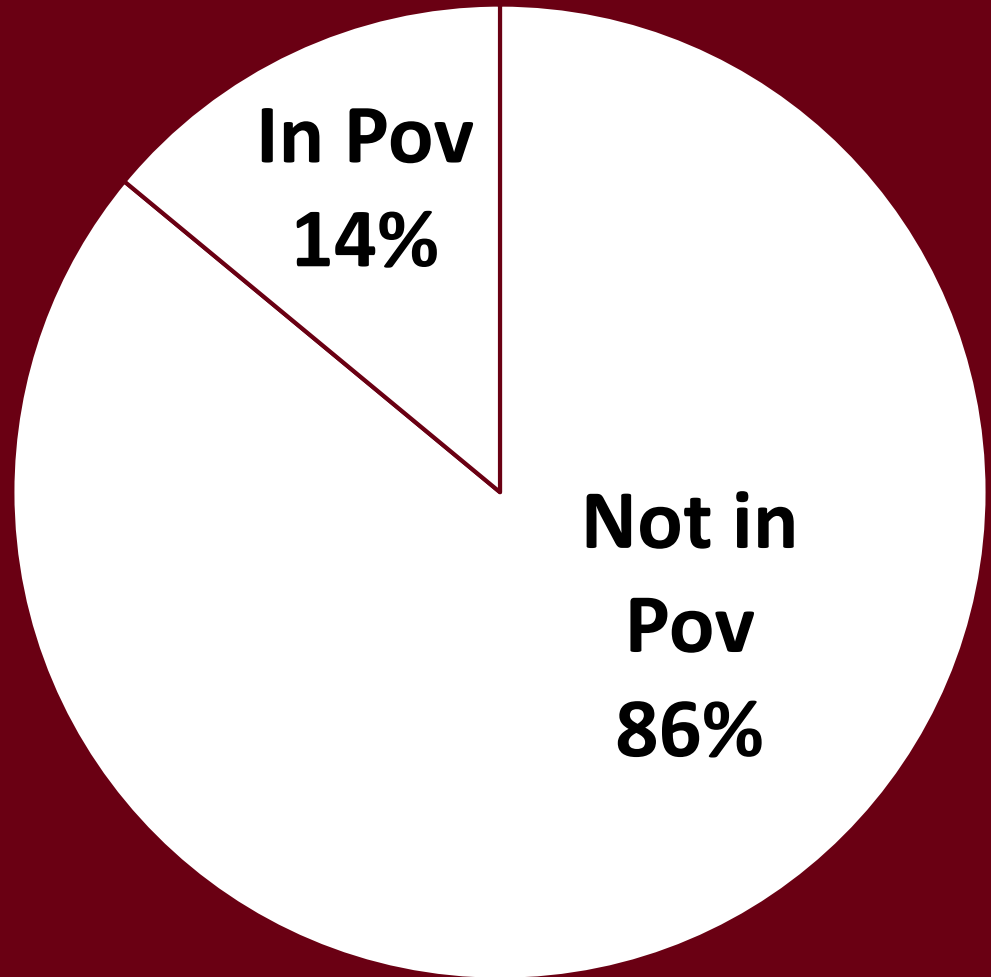
Household Size	100%	125%	175%	185%	200%
	Head Start	CSBG	Energy Assistance	WIC	Weatherization
1	\$12,490	\$15,612.50	\$21,857.50	\$23,106.50	\$24,980
2	\$16,910	\$21,137.50	\$29,592.50	\$31,283.50	\$33,820
3	\$21,330	\$26,662.50	\$37,327.50	\$39,460.50	\$42,660
4	\$25,750	\$32,187.50	\$45,062.50	\$47,637.50	\$51,500
5	\$30,170	\$37,712.50	\$52,797.50	\$55,814.50	\$60,340
6	\$34,590	\$43,237.50	\$60,532.50	\$63,991.50	\$69,180
7	\$39,010	\$48,762.50	\$68,267.50	\$72,168.50	\$78,020
8	\$43,430	\$54,287.50	\$76,002.50	\$80,345.50	\$86,860
For each additional person add:	\$4,420	\$5,525	\$7,735	\$7,992	\$8,840

SOURCE: Federal Register January 1, 2019

DES MOINES COUNTY HOUSEHOLDS

49.98%
eligible for
free or
reduced lunch

(185% of FPL)





Price of Food
in 1955

x 3

x

Inflation
Rate



= Official Poverty Measure

100 FPL%

Approximate Wages at Poverty Level for a Single Person

Above 100% FPL

32 hrs./wk.

52 wks./yr.

\$7.25/hr.

Above 200% FPL

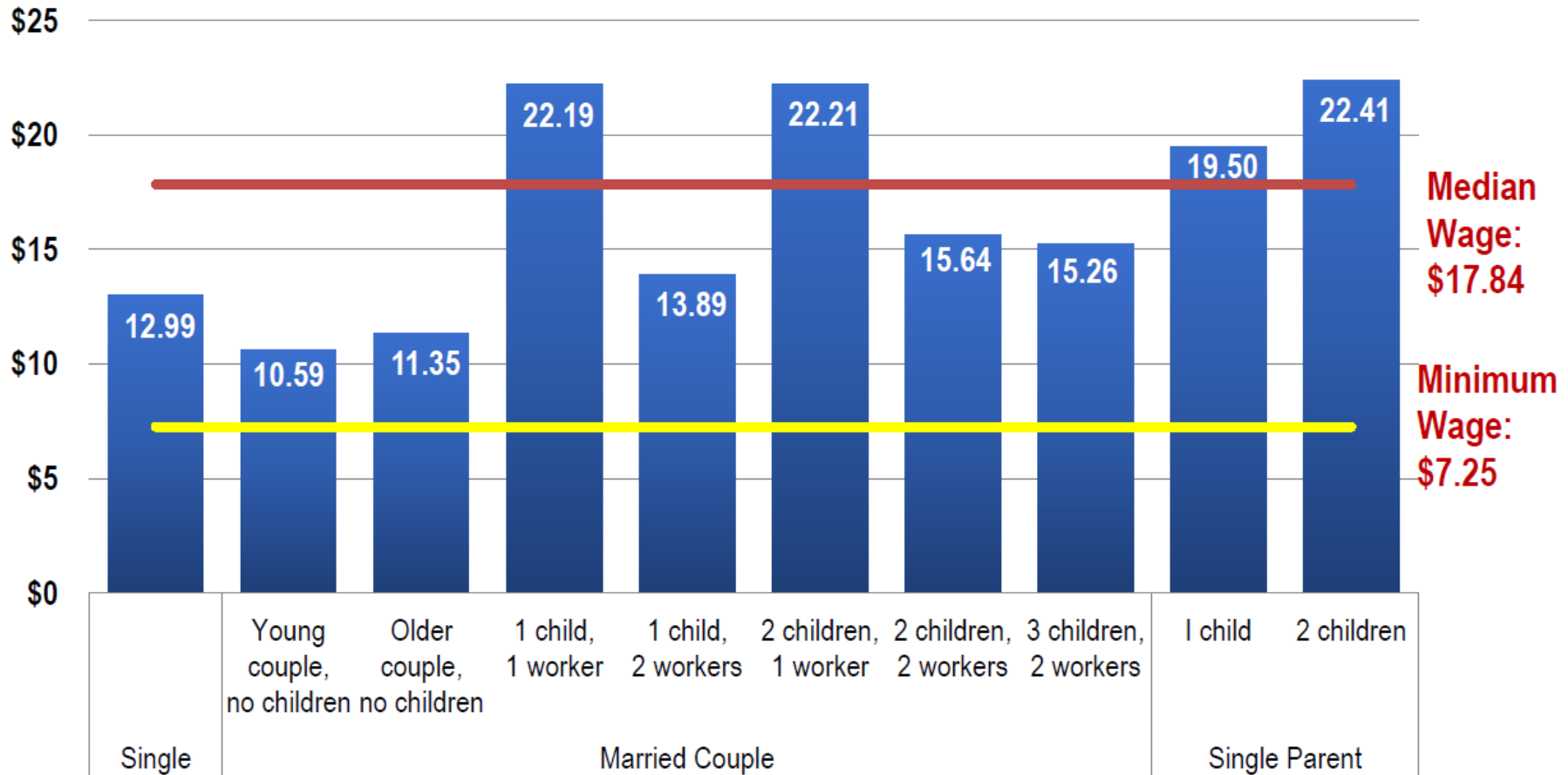
40 hrs./wk.

52 wks./yr.

\$11-12/hr.

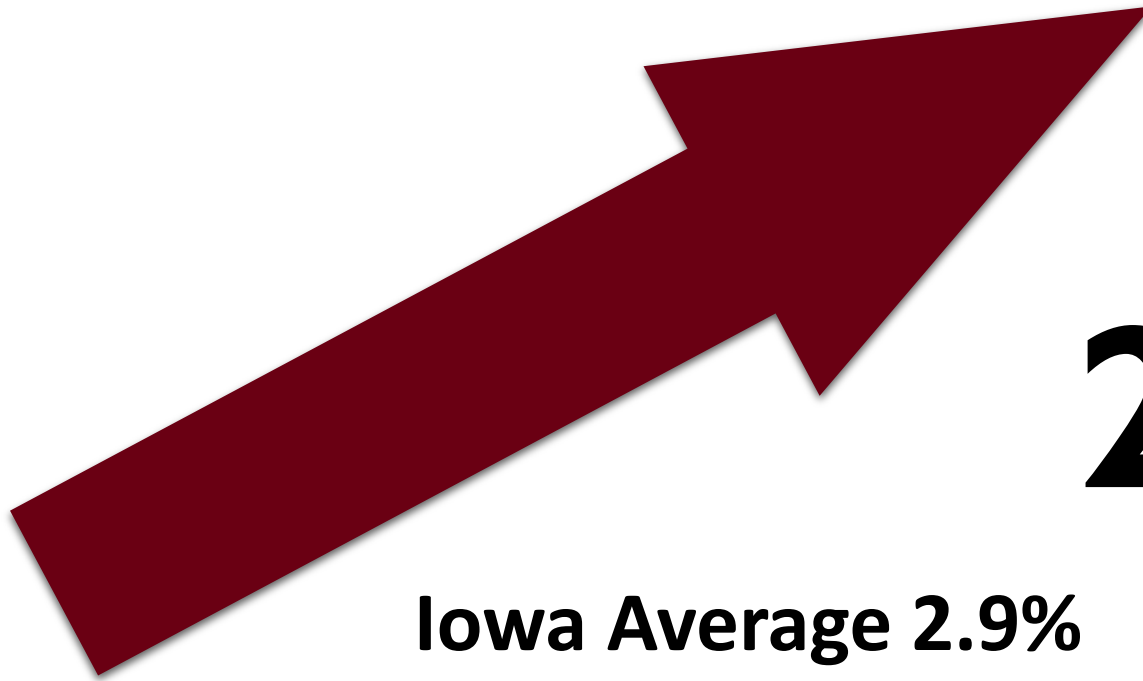


Wage needed to meet basic needs is well above the minimum wage



- Iowa Policy Council 2019

Poverty Increase Des Moines County 2000-2018



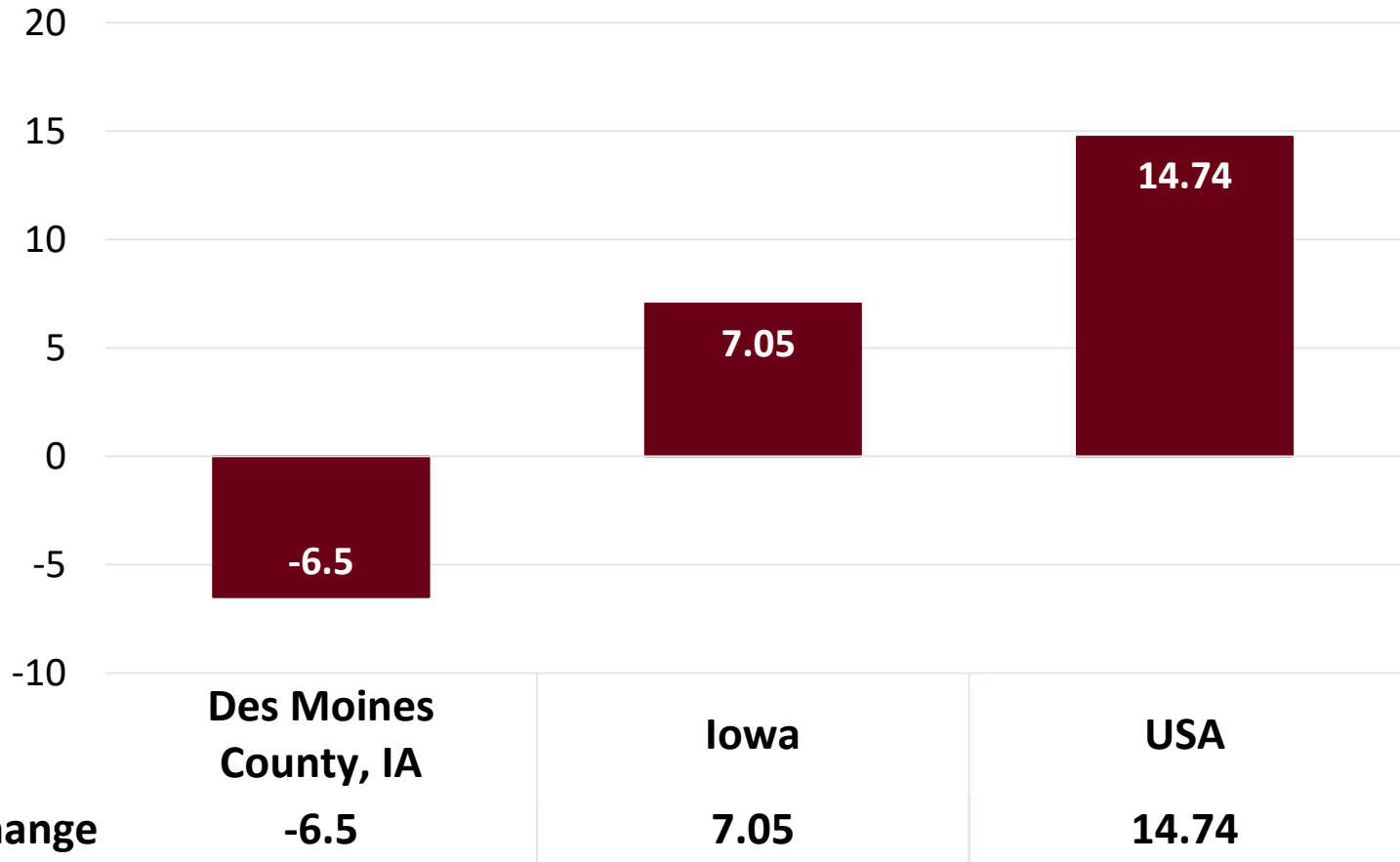
2.6%

Iowa Average 2.9%

National Average 1.8%

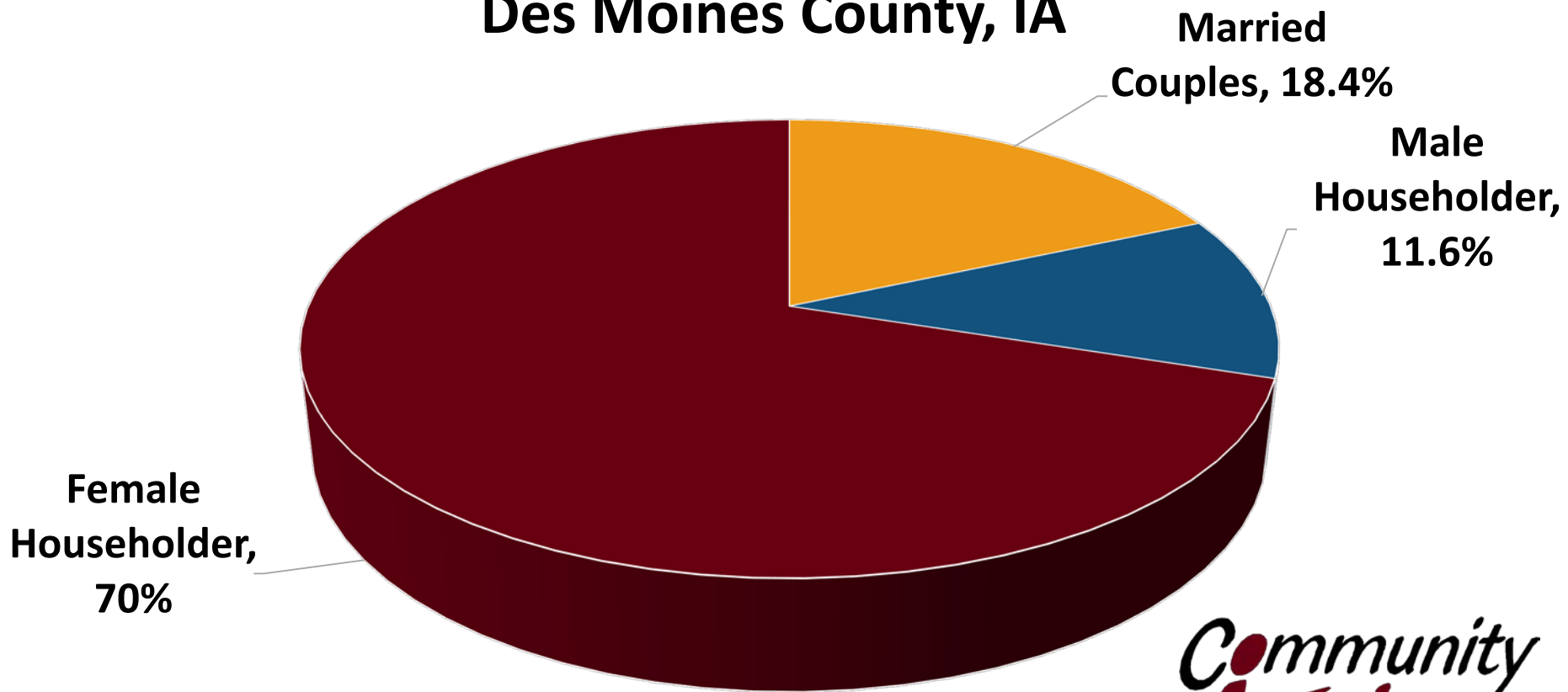
*Community
Action*
OF SOUTHEAST IOWA

Population Change 2000-2018



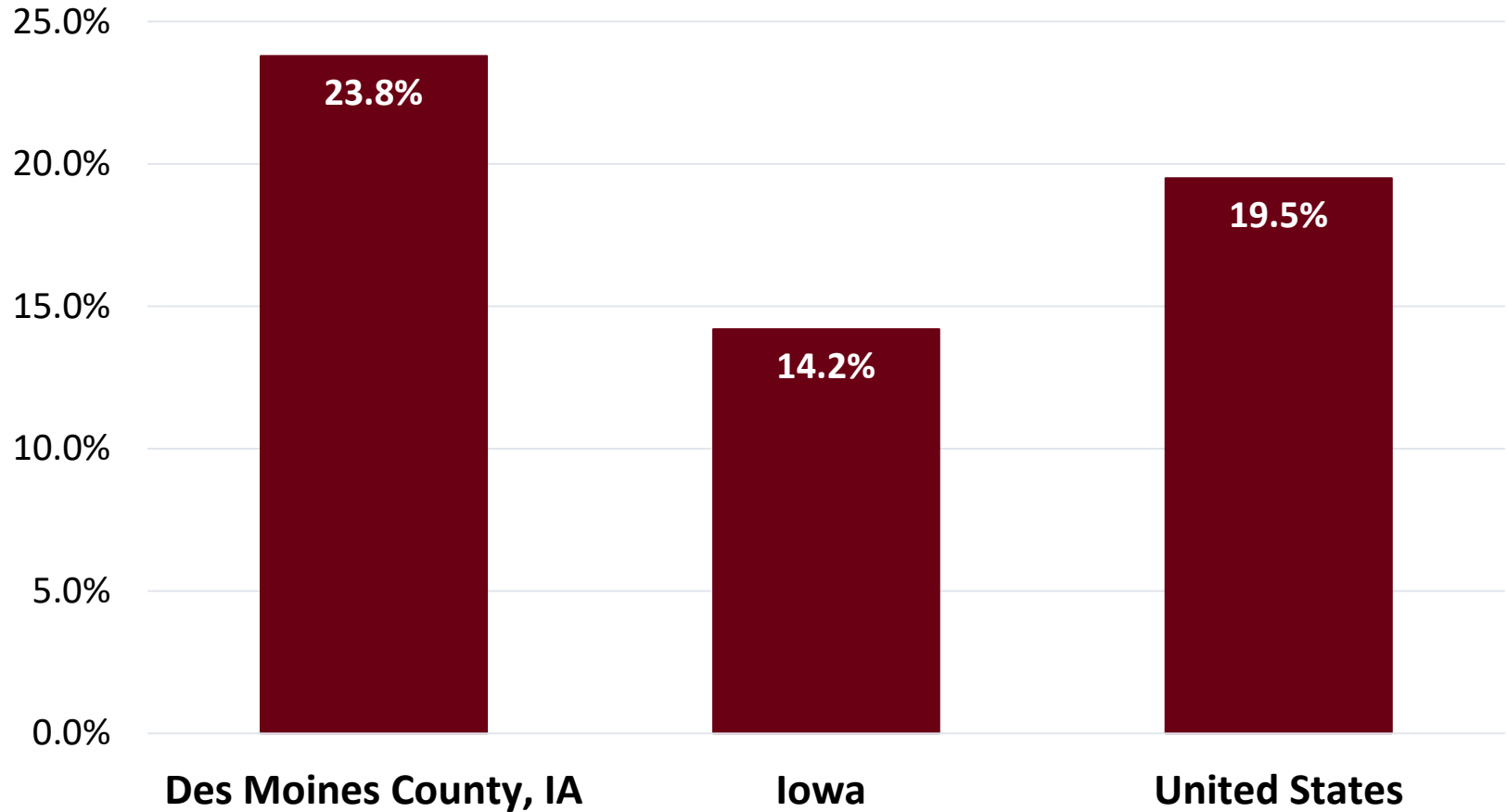
Poverty Rate by Family Type

Des Moines County, IA

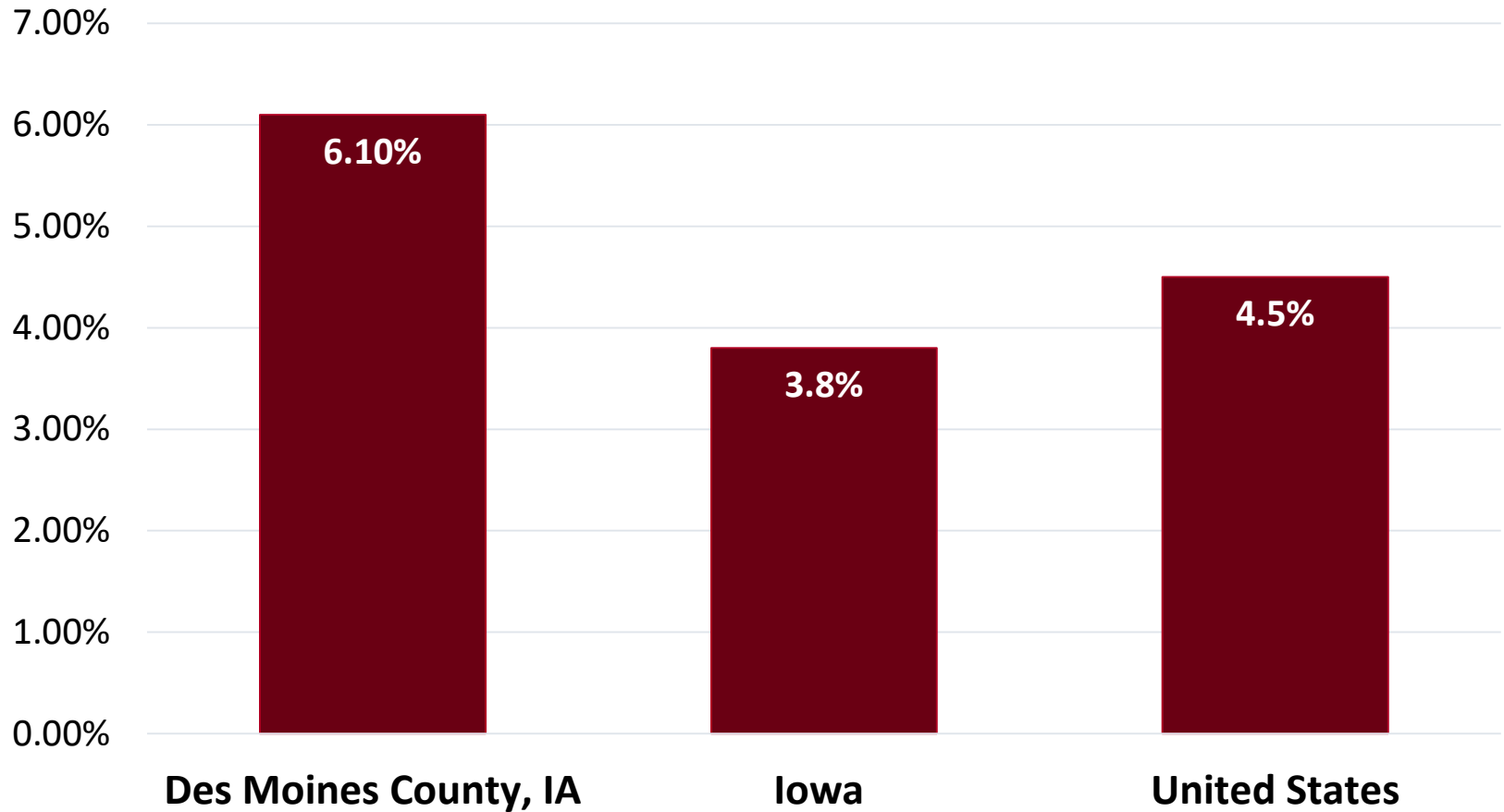


*Community
Action*
OF SOUTHEAST IOWA

Child Poverty Rate



Unemployment Rate



83.2% of Households Served Had Income from Employment

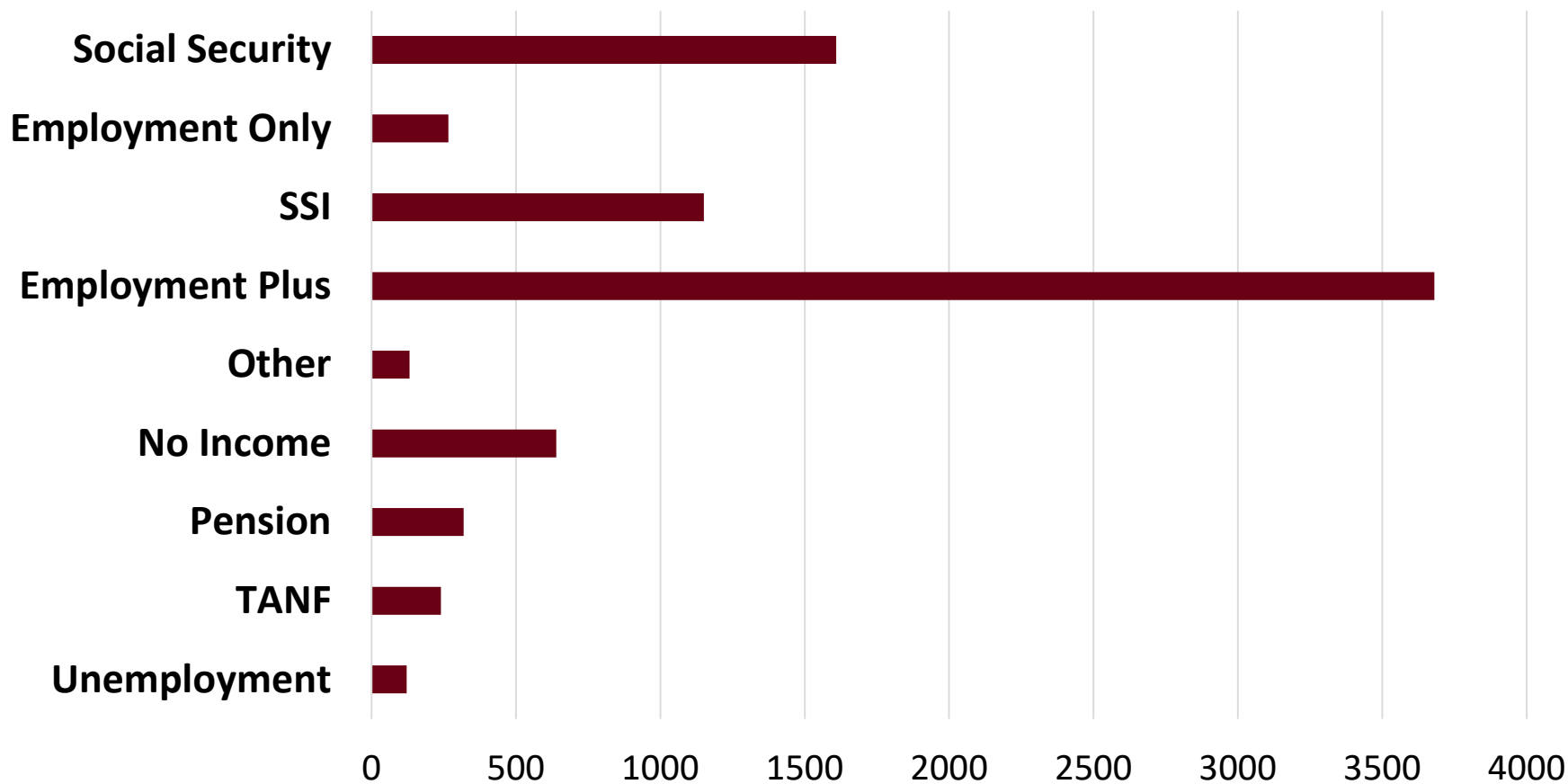


5.7% Received Temporary Assistance for Needy Families (TANF), sometimes referred to as welfare

2019 NIFCAP

Community
Action
OF SOUTHEAST IOWA

Income Sources by Household



Services for Children

- (WIC) Special Supplemental Nutrition Program for Women, Infants and Children
- Head Start
- Early Head Start
- Parents as Teachers
- Preschool Scholarships
- Children's Bed Program
- Child and Adult Care Food Program (CACFP)
- Clothing Assistance
- Food Pantry



Services for Families

- Food Pantry
- (WIC) Special Supplemental Nutrition Program for Women, Infants and Children
- Head Start
- Early Head Start
- Family Development and Self Sufficiency Program (FaDSS)
- Parents as Teachers
- Preschool Scholarships
- Children's Bed Program
- Clothing Assistance
- Energy Assistance
- Low Income Home Energy Assistance Program (LIHEAP)
- Energy Crisis Assistance (Project Share)
- Weatherization
- Furnace Repair and Replacement
- Budget Counseling
- Employment Counseling
- Disaster Assistance
- General Information and Referral
- Homeless Assistance
- Housing Assistance
- Emergency Rent and Utilities
- Elderly Home Repair
- Medication Assistance Program (MAP)
- Rent Reimbursement Form Assistance
- Transportation Assistance

Services for Adults

- Food Pantry
- Low Income Home Energy Assistance Program (LIHEAP)
- Weatherization
- Energy Crisis Assistance (Project Share)
- Furnace Repair and Replacement
- Budget Counseling
- Employment Counseling
- Clothing Assistance
- Child and Adult Care Food Program (CACFP)
- Disaster Assistance
- General Information and Referral Resources
- Homeless Assistance
- Housing Assistance
- Emergency Rent and Utilities
- Senior Home Repair
- Medication Assistance Program (MAP)
- Rent Reimbursement Form Assistance
- Transportation Assistance

Total Agency Funding

FY2019	\$12,746,882
Total Federal Funding	\$11,009,500
Total State Funding	\$933,739
Total Private Funding	\$770,744
Total In Kind Donations	\$738,608
WIC Vouchers Given	\$1,841,502
Client Assistance Expenses	\$2,156,875



For more details regarding reports, programs, and services, please see our agency website:

caofseia.org

