



Annual Report FY 2015

Sharon L. Ford, Executive Director

Community Action of Southeast Iowa Mission:

- Community Action is dedicated to alleviating the conditions and causes of poverty by building partnerships and strengthening people through quality services.
 - Helping people identify and overcome obstacles that are keeping them from becoming self-sufficient.
 - Helping people, changing lives.

Community Action of Southeast Iowa
is one of 18 Community Action
Agencies in Iowa and
over 1000 Nationwide.



The Board of Directors

**We have a 15
member Board
of Directors.**

**The Board
President is
Rick Larkin**



Our Staff

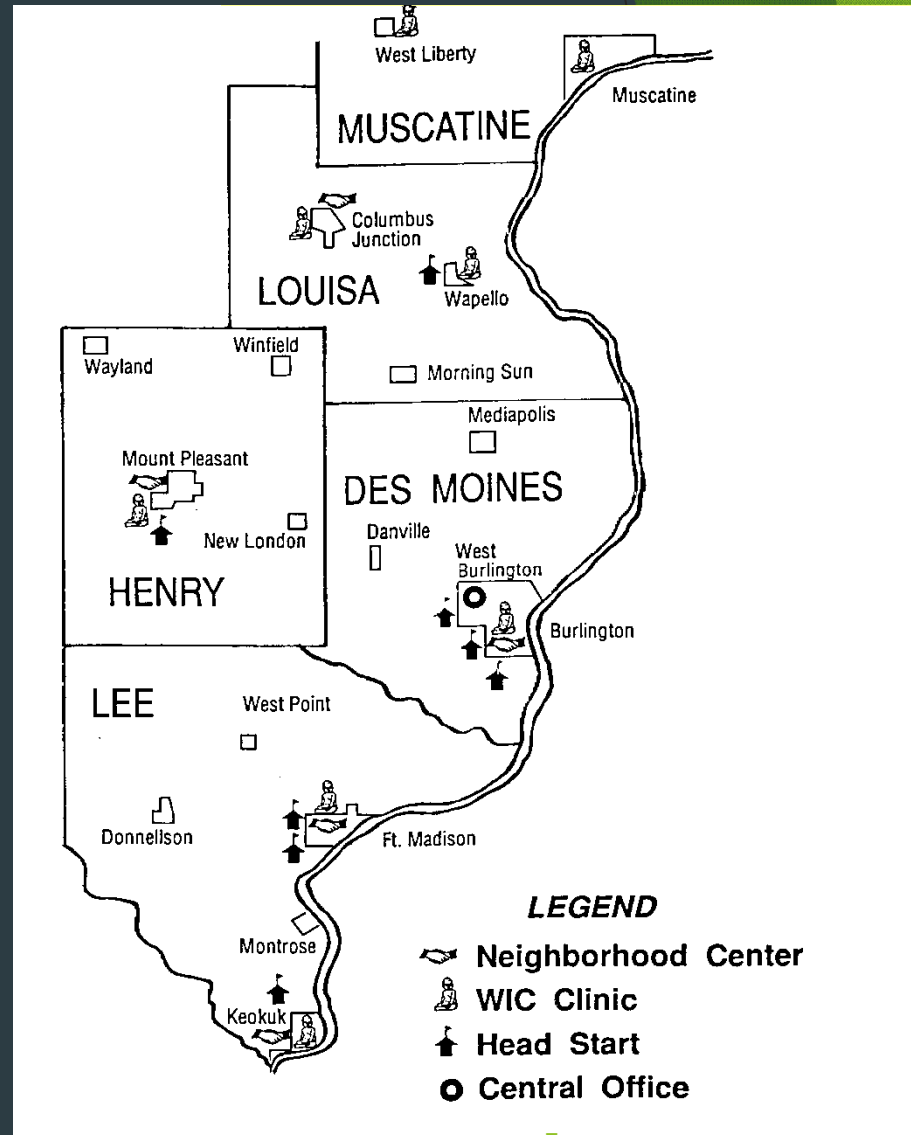
| Program | Number of Employees |
|---|---------------------|
| Administration | 9 |
| CSBG (Community Service Block Grant) | 13 |
| FaDSS (Family Development & Self-Sufficiency) | 6 |
| Early Head Start | 19 |
| Head Start | 69 |
| Child Care Programs | 3 |
| Energy Assistance | 2 |
| Weatherization | 8 |
| WIC (Women, Infant & Children Food Program) | 12 |
| TOTAL Agency Employees | 141 |

Agency Funding Sources FY 2015

| | |
|---|---------------------|
| Iowa Department of Human Rights | \$4,258,460 |
| US Department of Health & Human Services | 3,331,663 |
| Iowa Department of Education | 1,137,944 |
| Iowa Department of Public Health | 695,758 |
| Women, Infant & Children (WIC) Vouchers | 2,321,049 |
| Iowa Department of Agriculture & Economic Development | 7,583 |
| Iowa Finance Authority | 38,993 |
| Milestones Area Agency on Aging, Inc | 39,999 |
| Utility Companies | 32,000 |
| Iowa Community Action Association | 95,386 |
| In Kind donations – Space, Volunteers and other goods | 336,737 |
| Early Childhood Iowa | 243,166 |
| Interest Income | 3,071 |
| Private Funds & Project Income | 251,371 |
| Total Support & Revenue | \$12,793,180 |

Service Area:

Des Moines
Henry
Lee &
Louisa
Counties
of Iowa



Programs offered by Community Action

- Child & Adult Care Food Program
- Head Start
- Early Head Start
- Energy Assistance
- Weatherization
- FaDSS - Family Development & Self Sufficiency
- Emergency Assistance & Food Pantries
- ESG: Emergency Solutions Grant
- Parents as Teachers
- WIC - Women, Infant & Children Supplemental Nutrition Program
- MAP - Medication Assistance Program
- And other programs and resource & referrals

The total number we served in 2015

During FY 2015 we provided services to 14,462 individuals living in 5,931 Households.

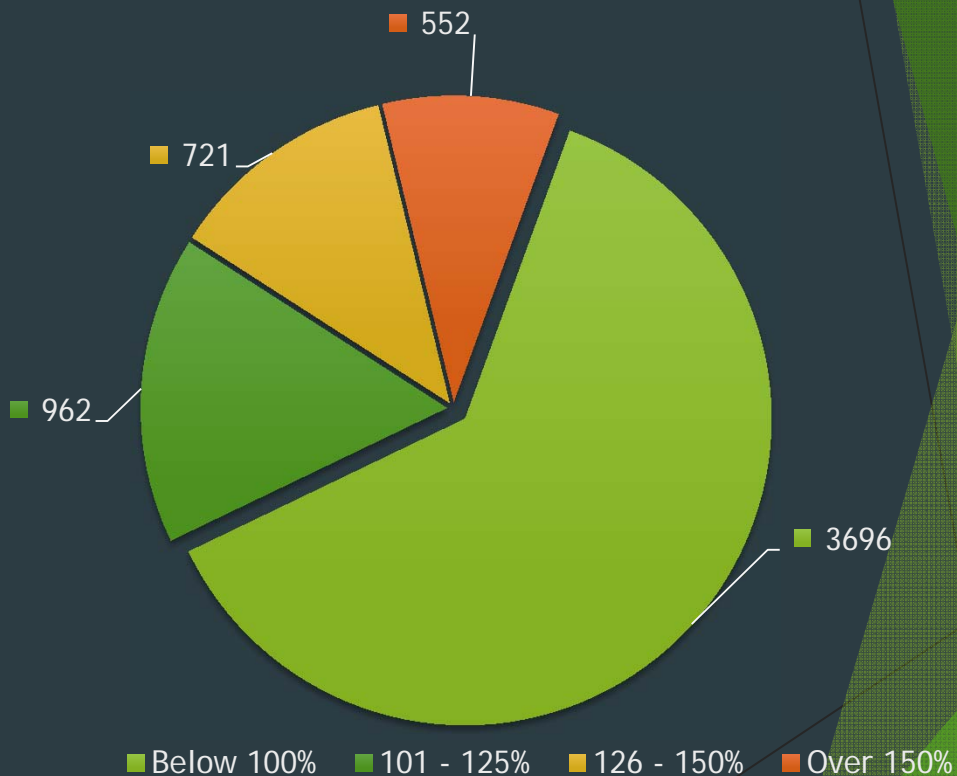
This is over 13% of the population of southeast Iowa.



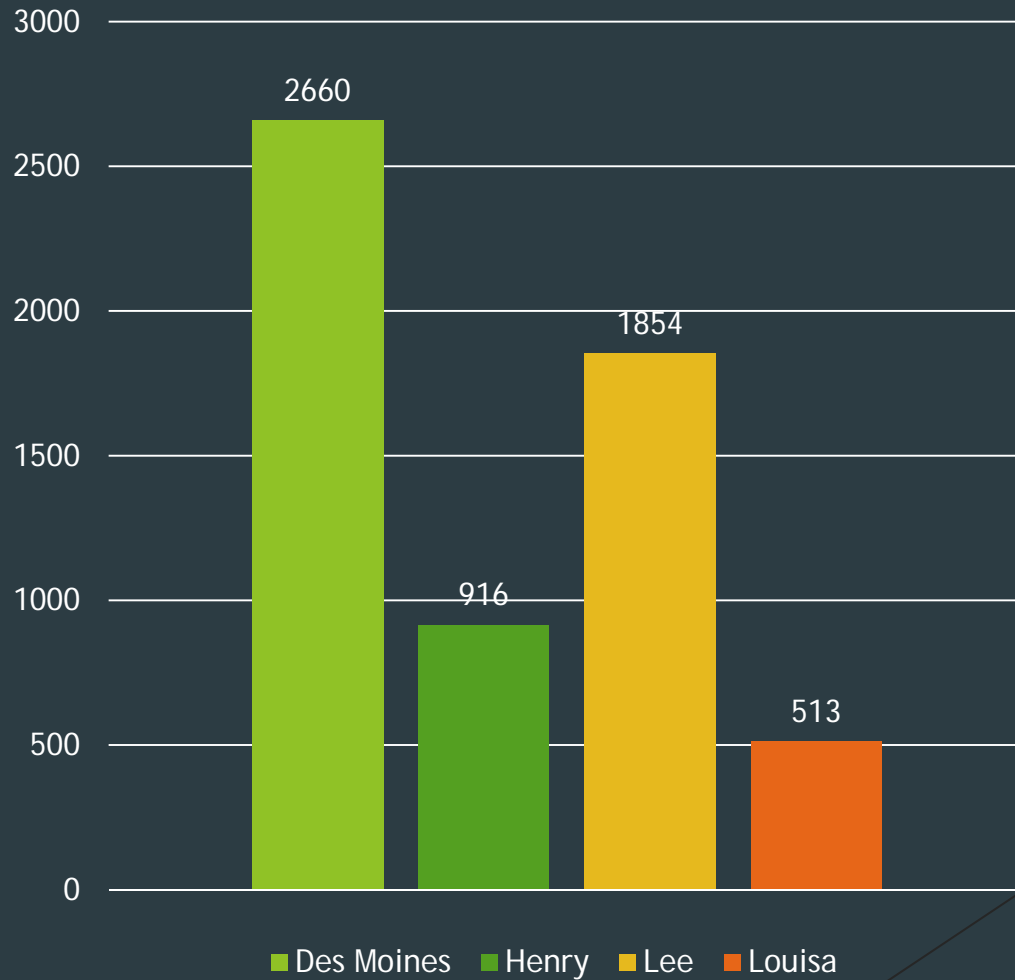
Who Do We Help?

During FY 2015 62% of the Households served had incomes at or below the Federal Poverty Guidelines

Poverty Level of Households Served

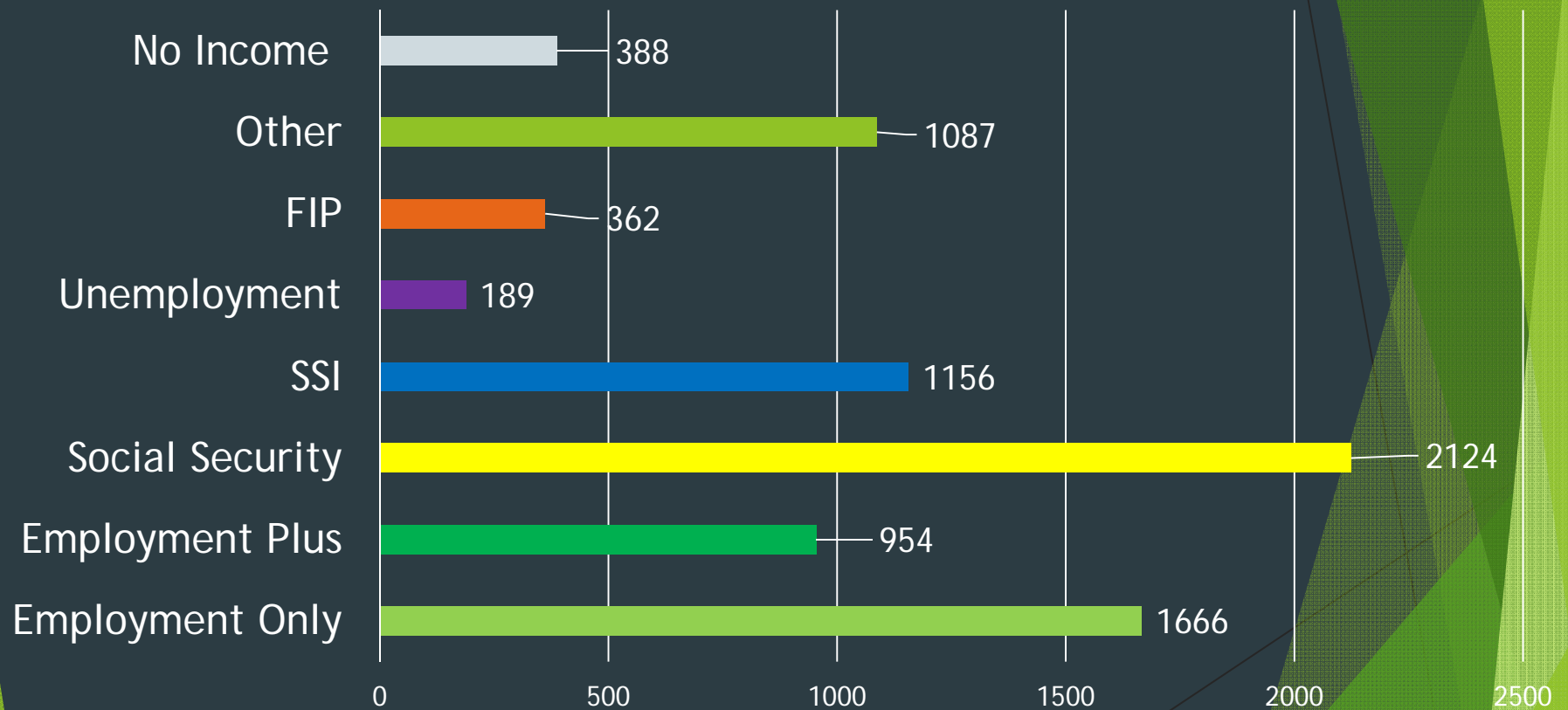


In 2015 we served 5,931 Households Breakdown by County



Client Income Sources 2015

Households



Individuals Served by County 2015

| Client Characteristics | Des Moines County | Henry County | Lee County | Louisa County | *Total Agency |
|------------------------|-------------------|--------------|------------|---------------|---------------|
| Households Served | 2,660 | 916 | 1,854 | 513 | 5,931 |
| Households in Poverty | 2,381 | 1,110 | 2,079 | 461 | 6,031 |
| Individuals Served | 6,557 | 2,218 | 4,447 | 1,289 | 14,462 |
| Disabled | 1,261 | 418 | 871 | 230 | 2,772 |
| Race: | | | | | |
| White | 4,600 | 1,973 | 3,923 | 1,133 | 11,590 |
| Black | 1,319 | 136 | 380 | 24 | 1,727 |
| Asian | 19 | 47 | 3 | 102 | 171 |
| Native American | 28 | 2 | 8 | 2 | 42 |
| Pacific Islander | 3 | 4 | 0 | 1 | 8 |
| Multi-Race | 533 | 144 | 248 | 12 | 816 |
| Other | 55 | 24 | 10 | 15 | 108 |
| Ethnicity: Hispanic | 264 | 137 | 150 | 310 | 868 |
| Individuals Age | | | | | |
| 0-5 | 903 | 281 | 303 | 191 | 1,988 |
| 6-17 | 1,743 | 573 | 824 | 300 | 3,654 |
| 18-23 | 527 | 146 | 343 | 94 | 1,063 |
| 24-34 | 987 | 340 | 302 | 184 | 2,111 |
| 35-54 | 1,440 | 492 | 281 | 273 | 3,201 |
| 55-69 | 632 | 258 | 281 | 130 | 1,585 |
| Over 69 | 325 | 128 | 128 | 117 | 826 |

Agency Services

| | |
|---|--------------|
| Children & Adult Care Food Program Providers | 71 |
| Scholarships for Preschool & Childcare | 78 |
| Early Head Start Children | 105 |
| Parents as Teachers | 51 |
| Local Emergency Rent | 115 |
| Local Emergency Utilities | 119 |
| Local Water Assistance | 87 |
| Energy Assistance (LIHEAP) Households | 4,511 |
| Food Pantry Unduplicated Households | 839 |
| Head Start Children | 350 |
| Emergency Shelter Grant | 40 |
| Tenant Based Rental Assistance | 22 |
| WIC Women | 1,823 |
| WIC Infants | 1,954 |
| WIC Children | 2,213 |
| Elderly Service Home Repair Households | 85 |
| Weatherization Households | 81 |

Community Action Centers

- Five Centers located in Des Moines, Henry, Lee and Louisa Counties
- Intake forms completed for many of our programs at the Centers
- Family Development Specialists work with families on becoming self-sufficient
- Emergency Assistance available
(rent, utilities, food, homeless referrals)

Community Action Centers:

Des Moines County Neighborhood Center

700 Jefferson Street
Burlington, Iowa 52601
(319) 753-2893



Community Action Centers:

Tolson Community Action Center

1303 Washington
Mount Pleasant, Iowa 52641
(319) 385-2310



Community Action Centers:

Eichacker Community Action Center

3433 Avenue O
Fort Madison, Iowa 52627
(319) 372-4471



Community Action Centers:

Marie Tallarico Community Action Center

210 South 22nd Street
Keokuk, Iowa 52632
(319) 524-6383



Community Action Centers:

Louisa County Community Action Center

205 E Access Street, STE D
Columbus Junction,
Iowa 52737
(319) 728-2314



Housing

Keokuk Apartments:

The agency rehabbed
this building which
has six
three bedroom units.



2016 Federal Annual Poverty Guidelines

| Household Size | 100% of Poverty | 125% of Poverty | 175% of Poverty | 185% of Poverty | 200% of Poverty |
|----------------|-------------------------------|-----------------|-------------------|-----------------|-----------------|
| | Head Start & Early Head Start | CSBG | Energy Assistance | WIC | Weatherization |
| 1 | \$ 11,880 | \$ 14,850 | \$ 20,790 | \$ 21,978 | \$ 23,760 |
| 2 | \$ 16,020 | \$ 20,025 | \$ 28,035 | \$ 29,637 | \$ 32,400 |
| 3 | \$ 20,160 | \$ 25,200 | \$ 35,280 | \$ 37,296 | \$ 40,320 |
| 4 | \$ 24,300 | \$ 30,370 | \$ 42,525 | \$ 44,955 | \$ 48,600 |
| 5 | \$ 28,440 | \$ 35,550 | \$ 49,770 | \$ 52,614 | \$ 56,880 |
| 6 | \$ 32,580 | \$ 40,725 | \$ 57,015 | \$ 60,273 | \$ 65,160 |
| 7 | \$ 36,730 | \$ 45,913 | \$ 64,278 | \$ 67,950 | \$ 73,460 |
| 8 | \$ 40,890 | \$ 51,113 | \$ 71,558 | \$ 75,646 | \$ 81,780 |
| + additional | \$4,160 | \$5,200 | \$7,800 | \$7,280 | \$8,320 |

SOURCE: *Federal Register*, January 22, 2016