



# Annual Report FY 2016

Sharon L. Ford, Executive Director

# Community Action of Southeast Iowa Mission:

- Community Action is dedicated to alleviating the conditions and causes of poverty by building partnerships and strengthening people through quality services.
  - Helping people identify and overcome obstacles that are keeping them from becoming self-sufficient.
  - Helping people, changing lives.

**Community Action of Southeast Iowa**  
is one of 18 Community Action  
Agencies in Iowa and  
over 1000 Nationwide.



# The Board of Directors

**We have a 15  
member Board  
of Directors.**

**The Board  
President is  
Rick Larkin**



# Our Staff

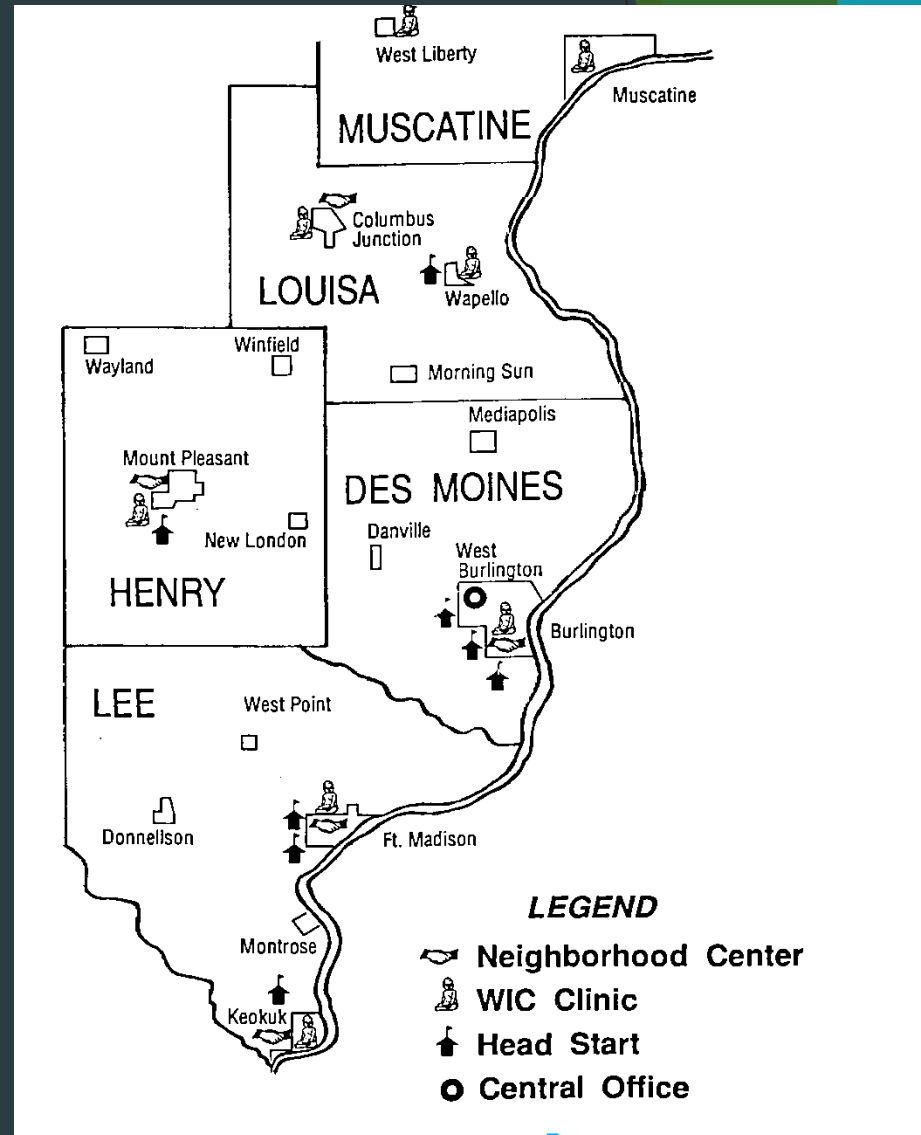
Program	Number of Employees
Administration	9
CSBG (Community Service Block Grant)	13
FaDSS (Family Development & Self-Sufficiency)	6
Early Head Start	18
Head Start	72
Child Care Programs	3
Energy Assistance	2
Weatherization	10
WIC (Women, Infant & Children Food Program)	12
TOTAL Agency Employees	145

# Agency Funding Sources FY 2016

Iowa Department of Human Rights	\$4,466,635
US Department of Health & Human Services	3,317,796
Iowa Department of Education	1,187,170
Iowa Department of Public Health	766,518
Women, Infant & Children (WIC) Vouchers	2,026,646
Iowa Department of Agriculture & Economic Development	1,683
Iowa Finance Authority	40,530
Milestones Area Agency on Aging, Inc	30,022
Utility Companies	23,442
Iowa Community Action Association	64,089
In Kind donations – Space, Volunteers and other goods	297,847
Early Childhood Iowa	307,887
Interest Income	3,849
Private Funds & Project Income	399,390
<b>Total Support &amp; Revenue</b>	<b>\$12,933,504</b>

# Service Area:

Des Moines  
Henry  
Lee &  
Louisa  
Counties  
of Iowa



# Programs offered by Community Action

- Child & Adult Care Food Program
- Head Start
- Early Head Start
- Energy Assistance
- Weatherization
- FaDSS - Family Development & Self Sufficiency
- Emergency Assistance & Food Pantries
- ESG: Emergency Solutions Grant
- Parents as Teachers
- WIC - Women, Infant & Children Supplemental Nutrition Program
- MAP - Medication Assistance Program
- And other programs and resource & referrals



# The total number we served in 2016

During FY 2016 we provided services to 16,132 individuals living in 6,625 Households.

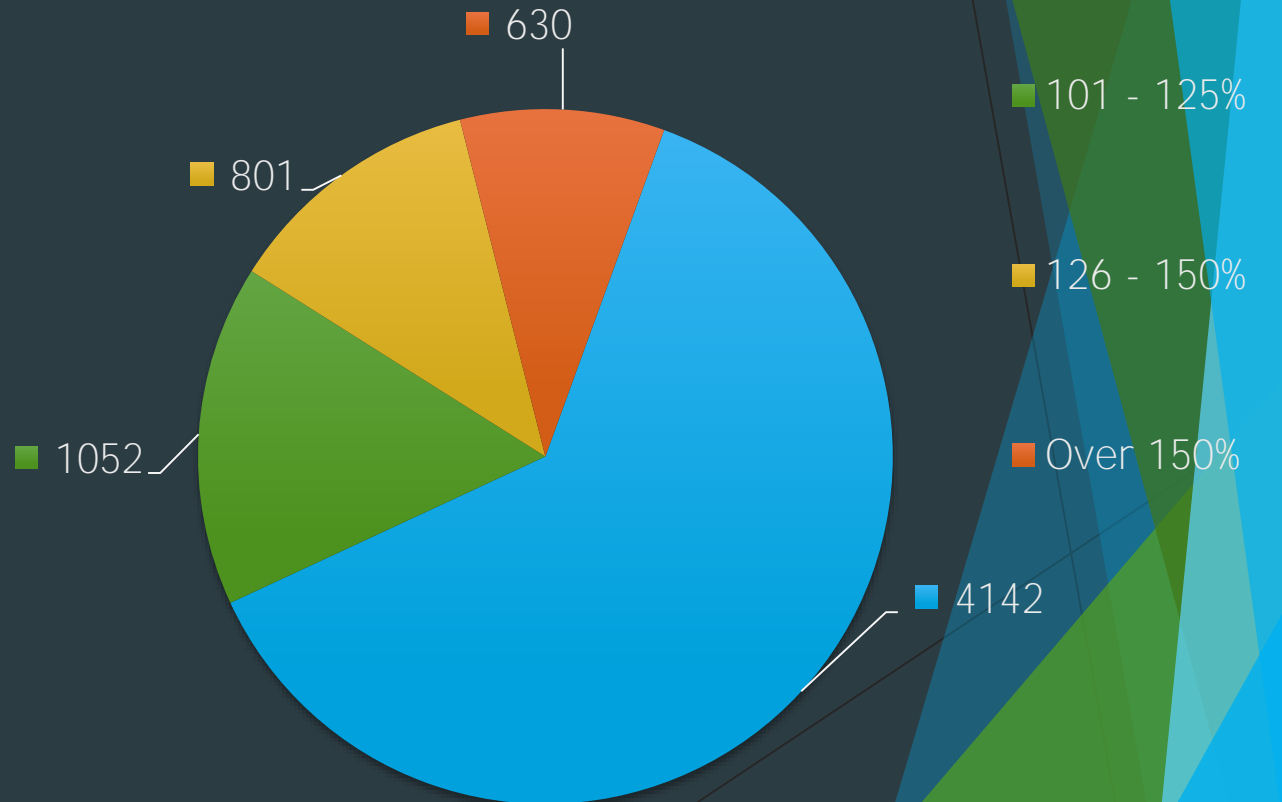
This is over 15% of the population of southeast Iowa.



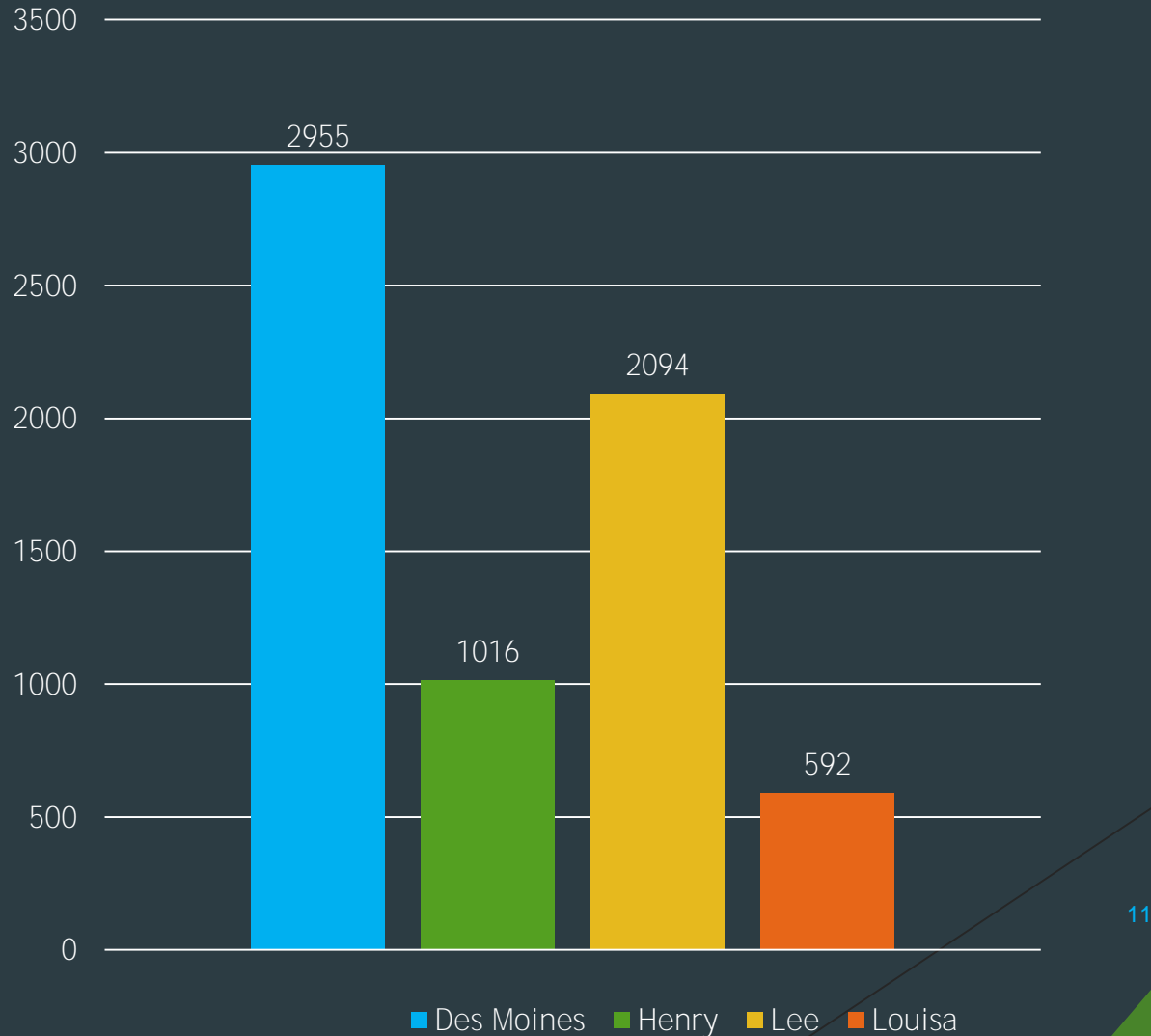
# Who Do We Help?

During FY 2016 62% of the Households served had incomes at or below the Federal Poverty Guidelines

Poverty Level of Households Served

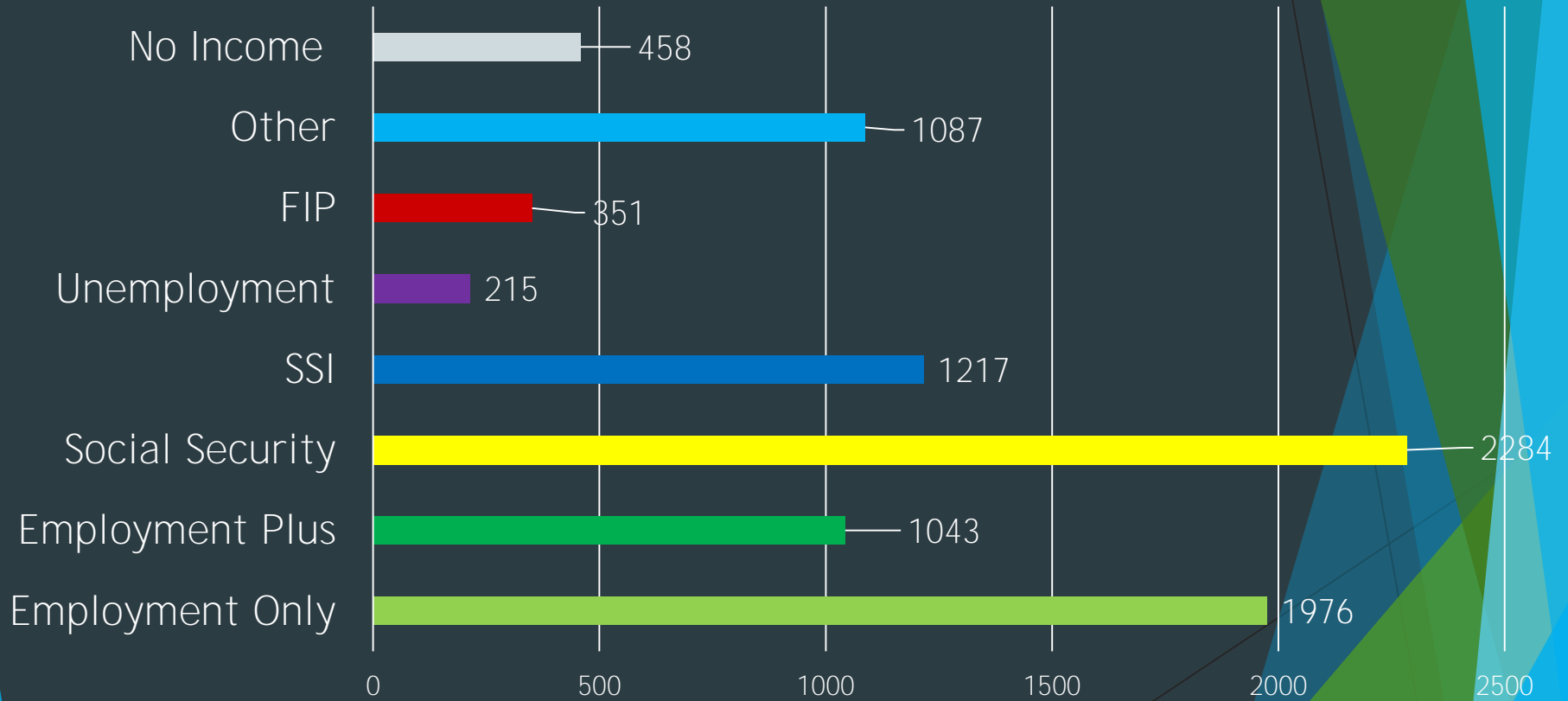


# In 2016 we served 6,625 Households Breakdown by County



# Client Income Sources 2016

## Households



# Individuals Served by County 2016

<b>Client Characteristics</b>	<b>Des Moines County</b>	<b>Henry County</b>	<b>Lee County</b>	<b>Louisa County</b>	<b>*Total Agency</b>
Households Served	2,955	1,016	2,089	592	6,625
Households Below Poverty	1,926	602	1,282	363	4,142
Individuals Served	7,190	2439	5,038	1,531	16,132
Disabled	1,3631	454	937	256	3,006
Race:					
White	5046	2,152	4,452	1,347	12,939
Black	1,450	159	285	30	1,919
Asian	12	43	3	112	170
Native American	31	2	9	2	45
Pacific Islander	2	9	0	2	13
Multi-Race	589	53	279	21	940
Other	55	21	10	16	106
Ethnicity: Hispanic	279	163	187	345	975
Individuals Age					
0-5	930	336	661	225	2,132
6-17	1,898	601	1,527	379	4,110
18-23	580	182	346	113	1,218
24-34	1,122	375	695	216	2,397
35-54	1,580	498	1,163	312	3,542
55-69	722	305	617	164	1,809
Over 69	358	142	299	122	924

# Agency Services

Children & Adult Care Food Program Providers	71
Scholarships for Preschool & Childcare	121
Early Head Start Children	94
Parents as Teachers	19
Local Emergency Rent	104
Local Emergency Utilities	333
Local Water Assistance	70
Energy Assistance (LIHEAP) Households	4,812
Food Pantry Unduplicated Households	1409
Head Start Children	305
Emergency Shelter Grant	39
Employment Counseling	39
WIC Women Monthly Average	714
WIC Infants Monthly Average	814
WIC Children Monthly Average	1,554
Elderly Service Home Repair Households	64
Weatherization Households	69

# Community Action Centers

- Five Centers located in Des Moines, Henry, Lee and Louisa Counties
- Intake forms completed for many of our programs at the Centers
- Family Development Specialists work with families on becoming self-sufficient
- Emergency Assistance available  
(rent, utilities, food, homeless referrals)

# Community Action Centers:

## Des Moines County Neighborhood Center

700 Jefferson Street  
Burlington, Iowa 52601  
(319) 753-2893





# Community Action Centers:

## Tolson Community Action Center

1303 Washington  
Mount Pleasant, Iowa 52641  
(319) 385-2310



# Community Action Centers:

## Eichacker Community Action Center

3433 Avenue O  
Fort Madison, Iowa 52627  
(319) 372-4471



# Community Action Centers:

## Marie Tallarico Community Action Center

210 South 22nd Street  
Keokuk, Iowa 52632  
(319) 524-6383



# Community Action Centers:

## Louisa County Community Action Center

205 E Access Street, STE D  
Columbus Junction,  
Iowa 52737  
(319) 728-2314



# 2016 Federal Annual Poverty Guidelines

Household Size	100% of Poverty	125% of Poverty	175% of Poverty	185% of Poverty	200% of Poverty
	Head Start & Early Head Start	CSBG	Energy Assistance	WIC	Weatherization
1	\$ 11,880	\$ 14,850	\$ 20,790	\$ 21,978	\$ 23,760
2	\$ 16,020	\$ 20,025	\$ 28,035	\$ 29,637	\$ 32,400
3	\$ 20,160	\$ 25,200	\$ 35,280	\$ 37,296	\$ 40,320
4	\$ 24,300	\$ 30,370	\$ 42,525	\$ 44,955	\$ 48,600
5	\$ 28,440	\$ 35,550	\$ 49,770	\$ 52,614	\$ 56,880
6	\$ 32,580	\$ 40,725	\$ 57,015	\$ 60,273	\$ 65,160
7	\$ 36,730	\$ 45,913	\$ 64,278	\$ 67,950	\$ 73,460
8	\$ 40,890	\$ 51,113	\$ 71,558	\$ 75,646	\$ 81,780
+ additional	\$4,160	\$5,200	\$7,800	\$7,280	\$8,320

**SOURCE:** *Federal Register*, January 22, 2016